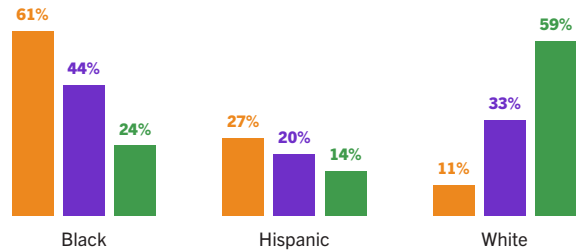
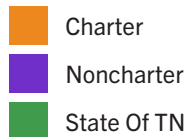


2022-23 Tennessee Public Charter School Demographics



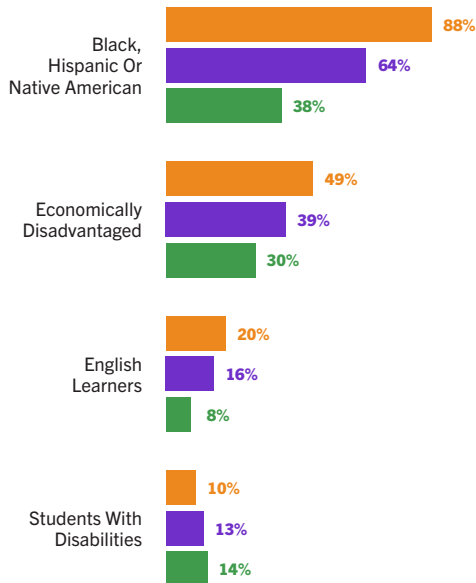
Public charter schools serve more students from historically underserved groups — including Black, Hispanic, and economically disadvantaged students — than their traditional public school peers.

Public Charter Schools Serve More Students Of Color Than District And State Peers

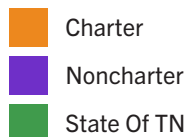


Source: Tennessee Department of Education, 2023

Additionally, public charter schools serve larger proportions of students who are economically disadvantaged. In 2023, one out of every two students attending a Tennessee public charter school were economically disadvantaged. Additionally, public charters serve more than double the share of English learner students compared to traditional public schools in Tennessee. However, public charter schools serve fewer students with disabilities than their peers.



Public Charter Schools Serve More Historically Disadvantaged Students Compared To District And State Peers



Source: Tennessee Department of Education, 2023



Charter and noncharter data are not inclusive of the Achievement School District (ASD). Noncharter data reflect performance of noncharter schools in districts with public charter options.

