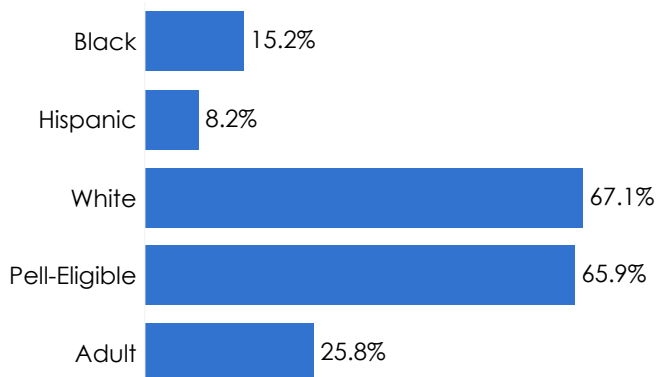


Tennessee Public Community Colleges



Total Undergraduate Headcount: 71,802



Key Takeaways

- 1** The overall rate of 24 credits accumulated by first-time full-time freshmen in the first year at community colleges has recovered to higher levels than pre-pandemic.
- 2** The first-to-second-year retention of Black students at community colleges has notably decreased, from 46.3 percent in 2019-20 to 39.7 percent in 2021-22.
- 3** Even across the COVID-19 pandemic, three-year graduation rates of students at Tennessee public community colleges have steadily increased across all student populations.
- 4** The post-completion annual wage of Black students increases more slowly than for other student groups.

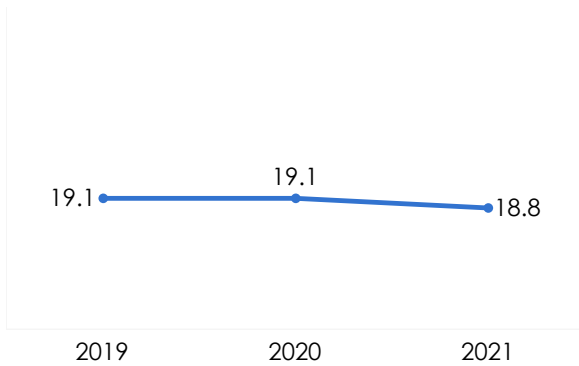
Tennessee Public Community Colleges



Preparation Measures

Average ACT Of Entering Students

All Students Performance Over Time



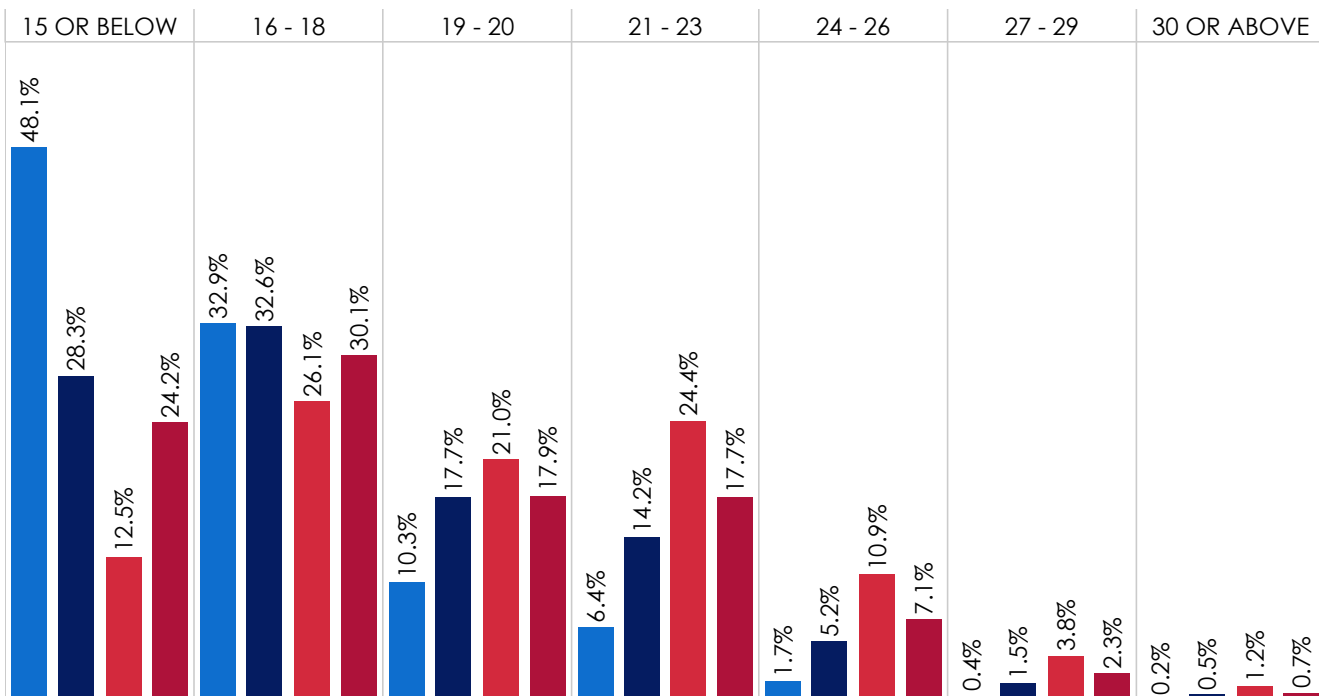
2021 Performance By Student Group



ACT Score Distribution Of Entering Students

By Student Group

Black Hispanic White Pell-Eligible



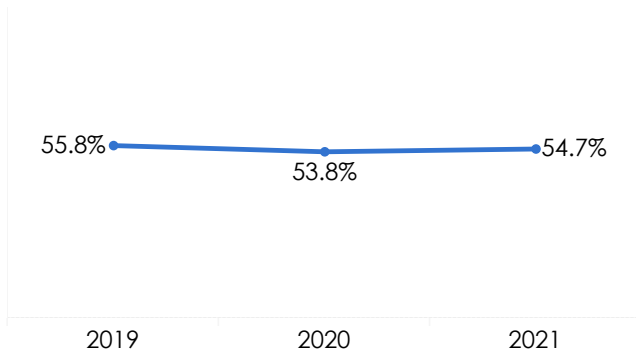
Tennessee Public Community Colleges



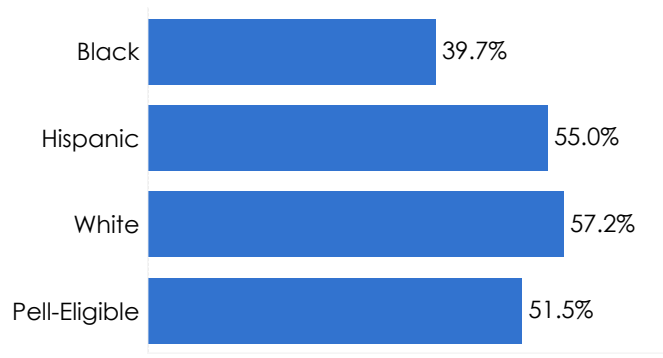
Persistence Measures

First-To-Second Year Retention Rate

All Students Performance Over Time

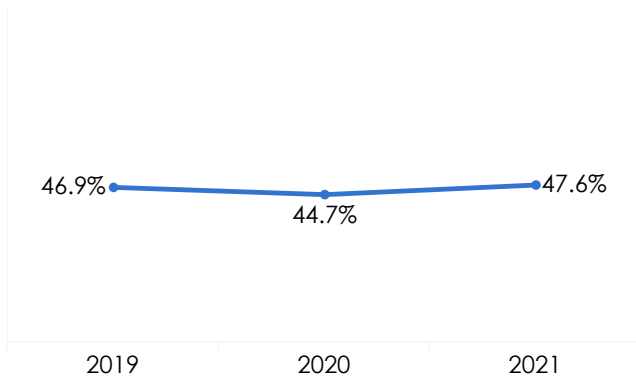


2021 Performance By Student Group

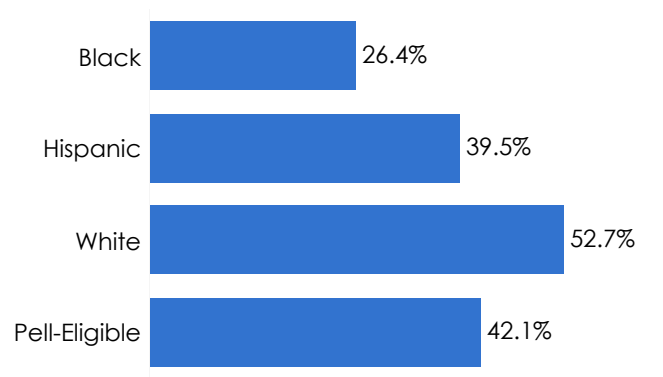


Rate Of Students Earning At Least 24 Credits In Year One

All Students Performance Over Time



2021 Performance By Student Group



Top Transfers To Four-Year Institutions

Total Transfers: 3,810

Middle Tennessee State University	21.1%
University of Tennessee, Knoxville	16.9%
East Tennessee State University	16.0%

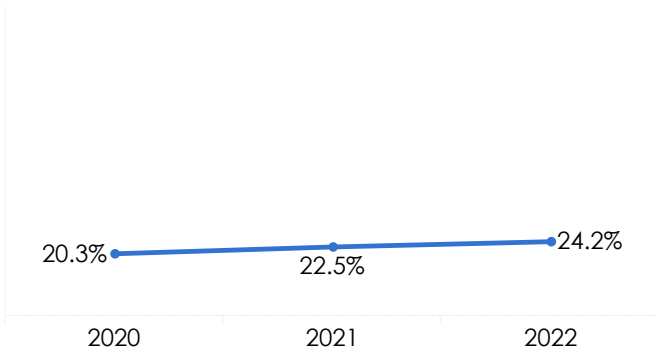
Tennessee Public Community Colleges



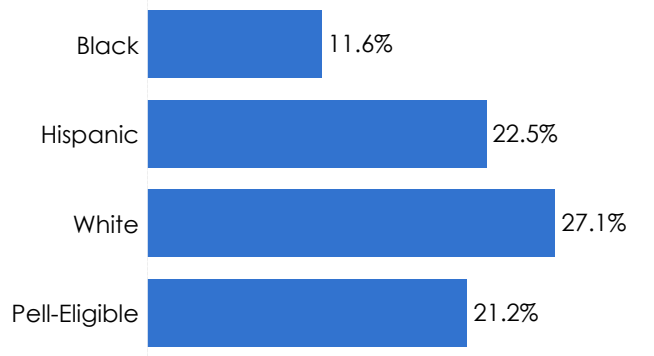
Success Measures

Three-Year Completion Rate

All Students Performance Over Time

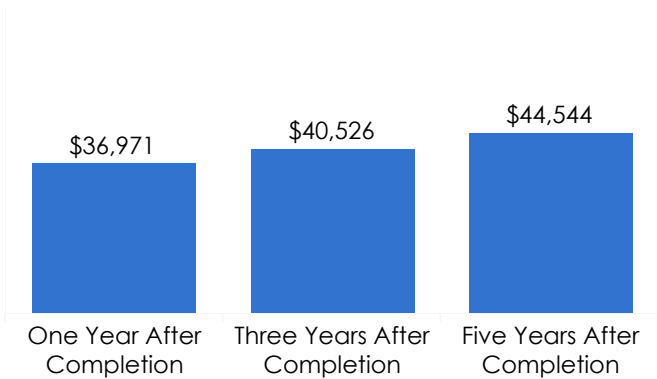


2022 Performance By Student Groups



Annual Wage One, Three, and Five Years After Completion

All Students Performance Over Time



Student Groups Five Years After Completion

