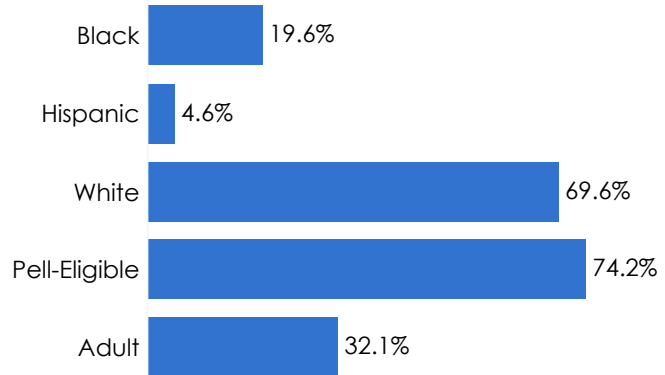


# Dyersburg State Community College



**Total Undergraduate Headcount: 2,743**



## Top 3 Counties Enrolled

Tipton	167
Dyer	100
Lauderdale	48

## Key Takeaways

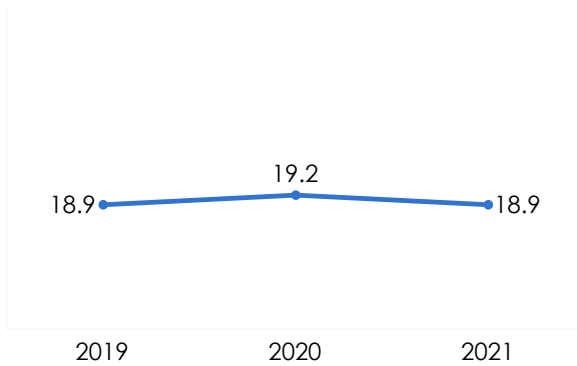
- 1** In Fall 2022, Dyersburg State Community College enrolled the lowest number of students of any Tennessee public community college (2,743).
- 2** In Fall 2022, Dyersburg State Community College enrolled the second highest percentage of adult students across all Tennessee public community colleges (32.1 percent).
- 3** Dyersburg State Community College had the greatest decline in the six-year graduation rate of Black students of any Tennessee public community college (9.7 points).
- 4** Dyersburg State Community College had the highest median annual wage five years post-graduation for students in the class of 2017 of any Tennessee public community college (\$49,100).



## Preparation Measures

### Average ACT Of Entering Students

All Students Performance Over Time



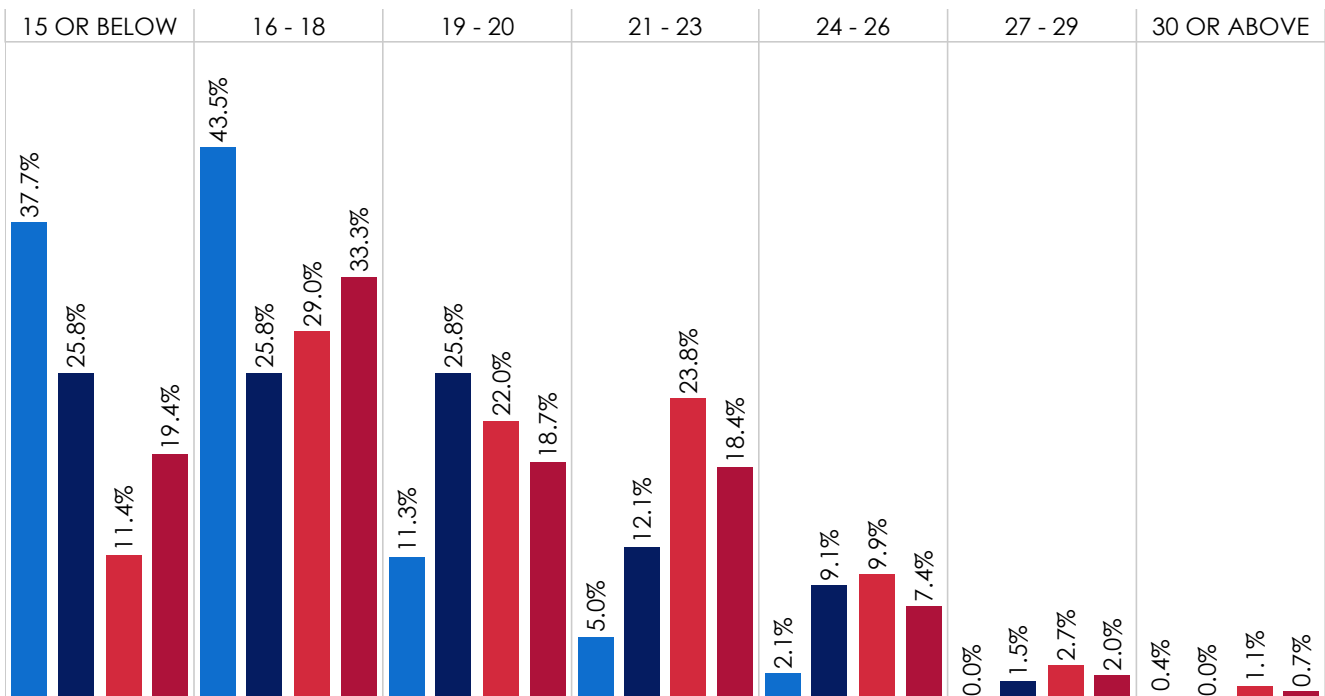
2021 Performance By Student Group



### ACT Score Distribution Of Entering Students

By Student Group

■ Black 
 ■ Hispanic 
 ■ White 
 ■ Pell-Eligible

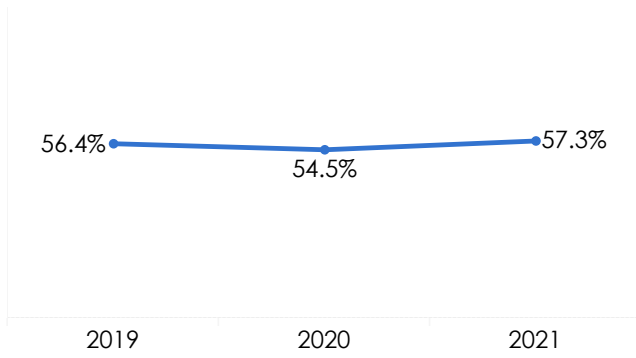




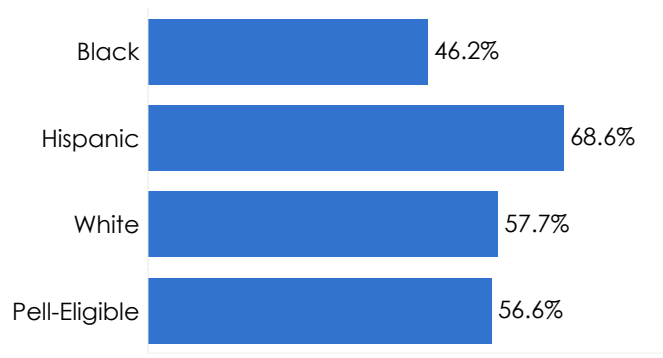
## Persistence Measures

### First-To-Second Year Retention Rate

All Students Performance Over Time

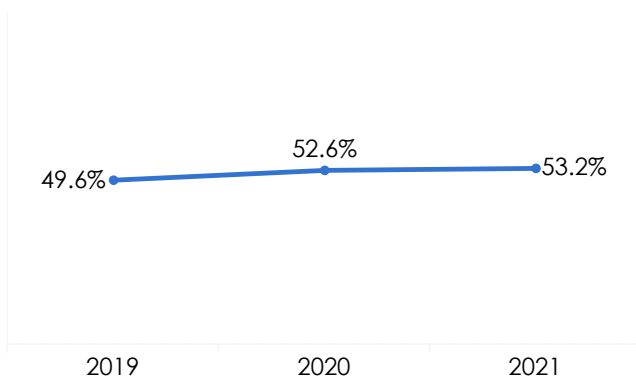


2021 Performance By Student Group

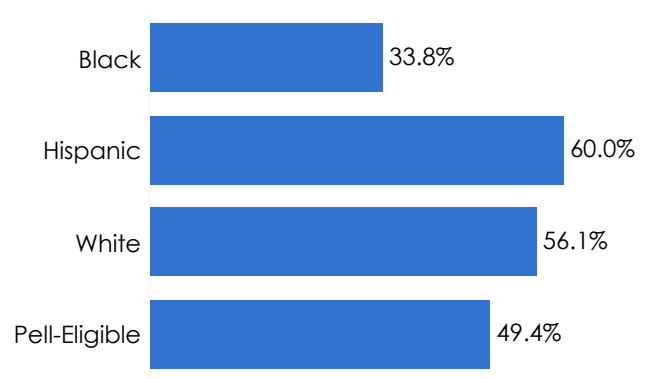


### Rate Of Students Earning At Least 24 Credits In Year One

All Students Performance Over Time



2021 Performance By Student Group



### Top Transfers To Four-Year Institutions

Total Transfers: 114

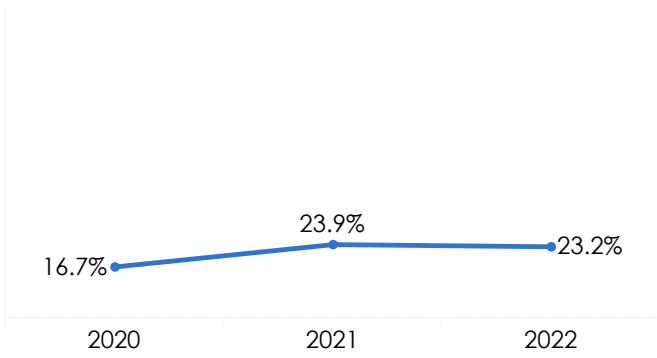
University of Tennessee-Martin	59.6%
University of Memphis	28.9%



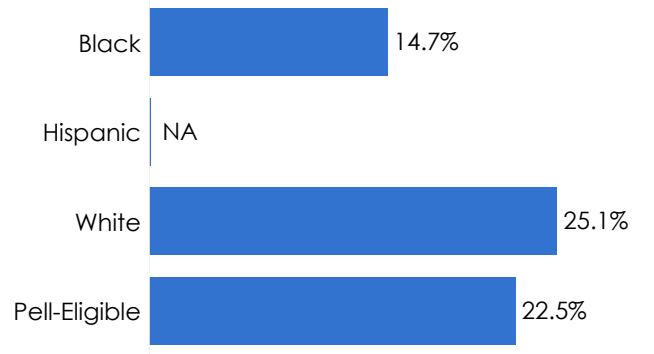
## Success Measures

### Three-Year Completion Rate

All Students Performance Over Time

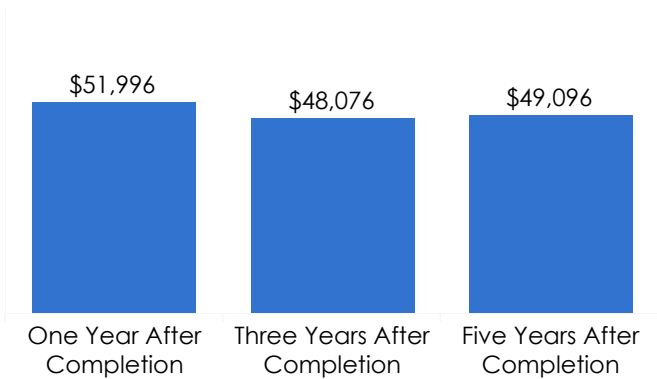


2022 Performance By Student Groups



### Annual Wage One, Three, and Five Years After Completion

All Students Performance Over Time



Student Groups Five Years After Completion

