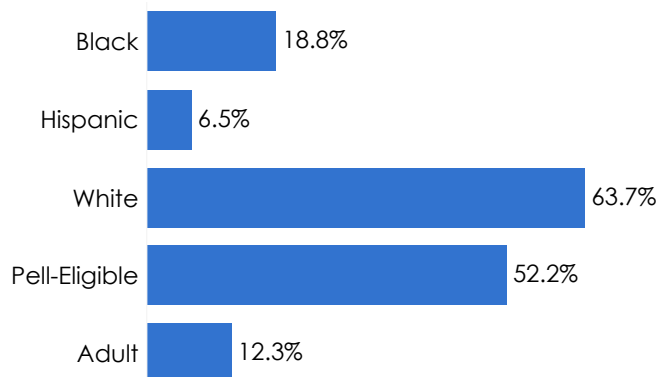


# Tennessee Public Four-Year Institutions



**Total Undergraduate Headcount: 112,655**



## Key Takeaways

- 1** The average ACT score of incoming university students has decreased by 0.4 points, with the largest decrease occurring for Black students.
- 2** Nearly 20 percent of first-time, full-time freshmen at Tennessee public four-year institutions are not retained into their second year.
- 3** The six-year graduation rate has increased overall, but fallen for Black, Hispanic, and Pell-eligible students.
- 4** Hispanic students' annual wages increase the most quickly post-graduation of any student group.

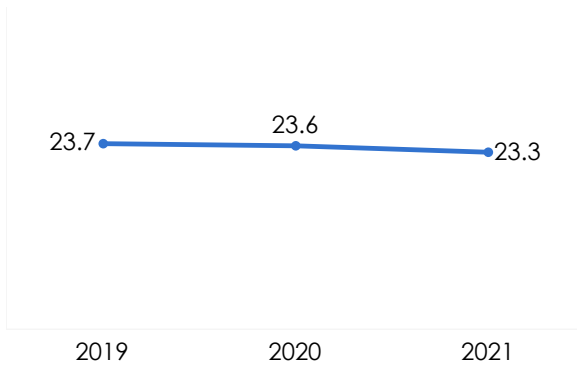
# Tennessee Public Four-Year Institutions




## Preparation Measures

### Average ACT Of Entering Students

All Students Performance Over Time



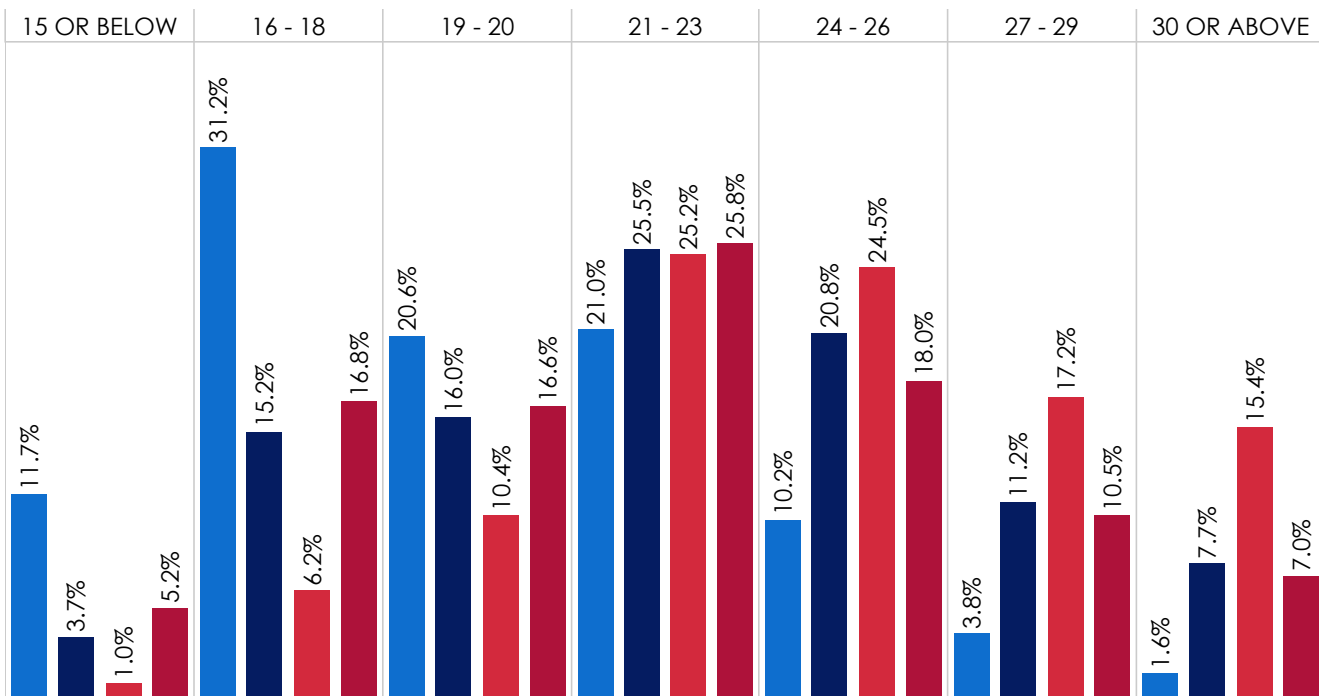
2021 Performance By Student Group



### ACT Score Distribution Of Entering Students

By Student Group

Black Hispanic White Pell-Eligible



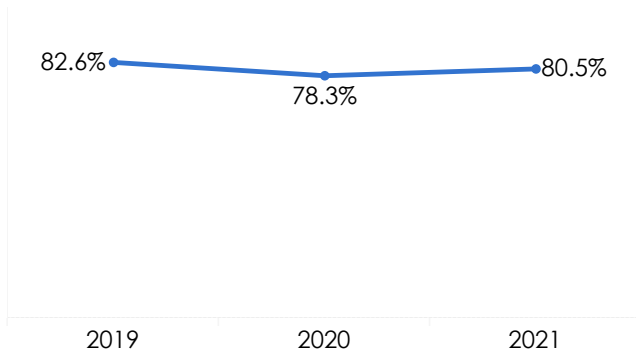
# Tennessee Public Four-Year Institutions




## Persistence Measures

### First-To-Second Year Retention Rate

All Students Performance Over Time

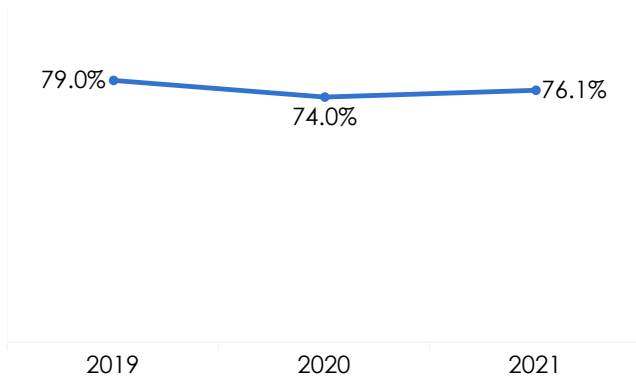


2021 Performance By Student Group

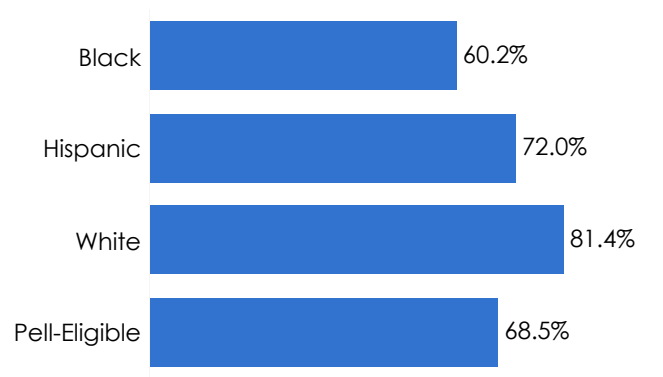


### Rate Of Students Earning At Least 24 Credits In Year One

All Students Performance Over Time



2021 Performance By Student Group



### Top Transfers From Community Colleges

Total Transfers: 3,810

Pellissippi State Community College	13.4%
Motlow State Community College	12.0%
Southwest Tennessee Community College	9.4%

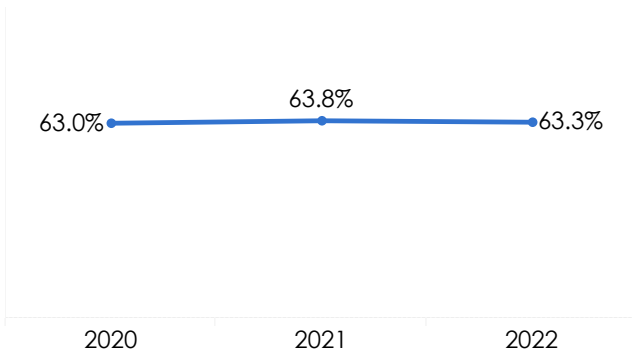
# Tennessee Public Four-Year Institutions



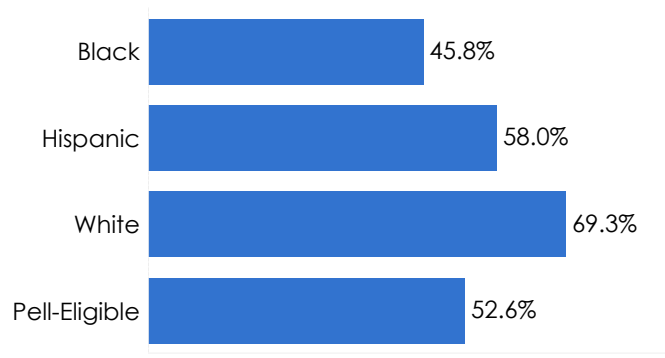
## Success Measures

### Six-Year Completion Rate

All Students Performance Over Time

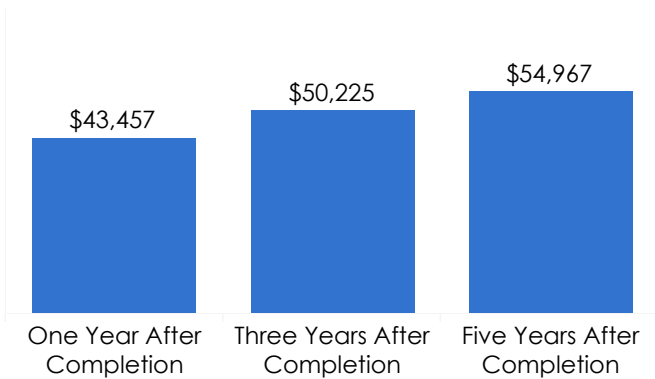


2022 Performance By Student Group



### Annual Wage One, Three, and Five Years After Completion

All Students Performance Over Time



Student Groups Five Years After Completion

