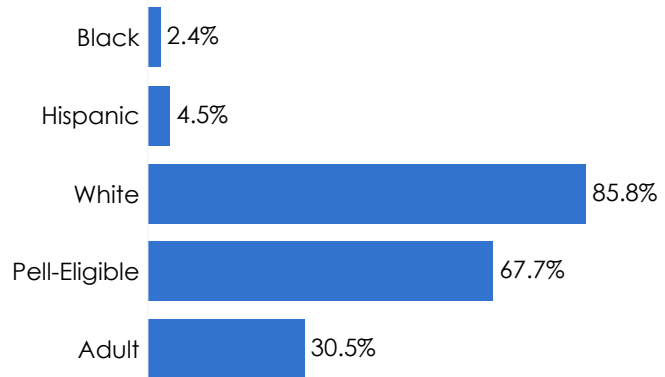


Northeast State Community College



Total Undergraduate Headcount: 5,133



Top 3 Counties Enrolled

Sullivan	455
Washington	313
Carter	109

Key Takeaways

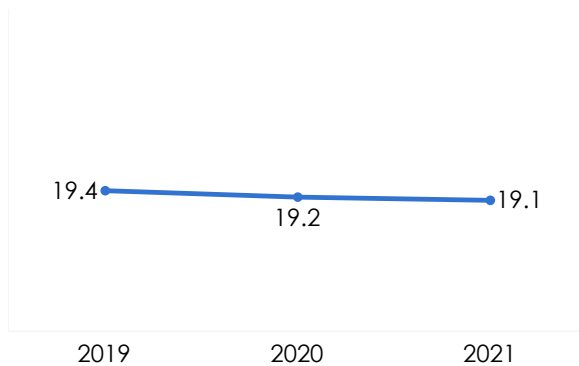
- 1** Northeast State Community College's entering cohort of 2021 had the third highest average ACT score across all Tennessee public community colleges (19.1).
- 2** Northeast State Community College had the second highest rate of 24 credits accumulated in the first year for Black students in the entering cohort of 2021 across all Tennessee public community colleges (36.4 percent).
- 3** Northeast State Community College had the second highest growth in the three-year graduation rate across all Tennessee public community colleges (9.3 points).
- 4** Northeast State Community College had the lowest median annual wage three years post-graduation for students in the class of 2016 of any Tennessee public community college (\$36,950).



Preparation Measures

Average ACT Of Entering Students

All Students Performance Over Time



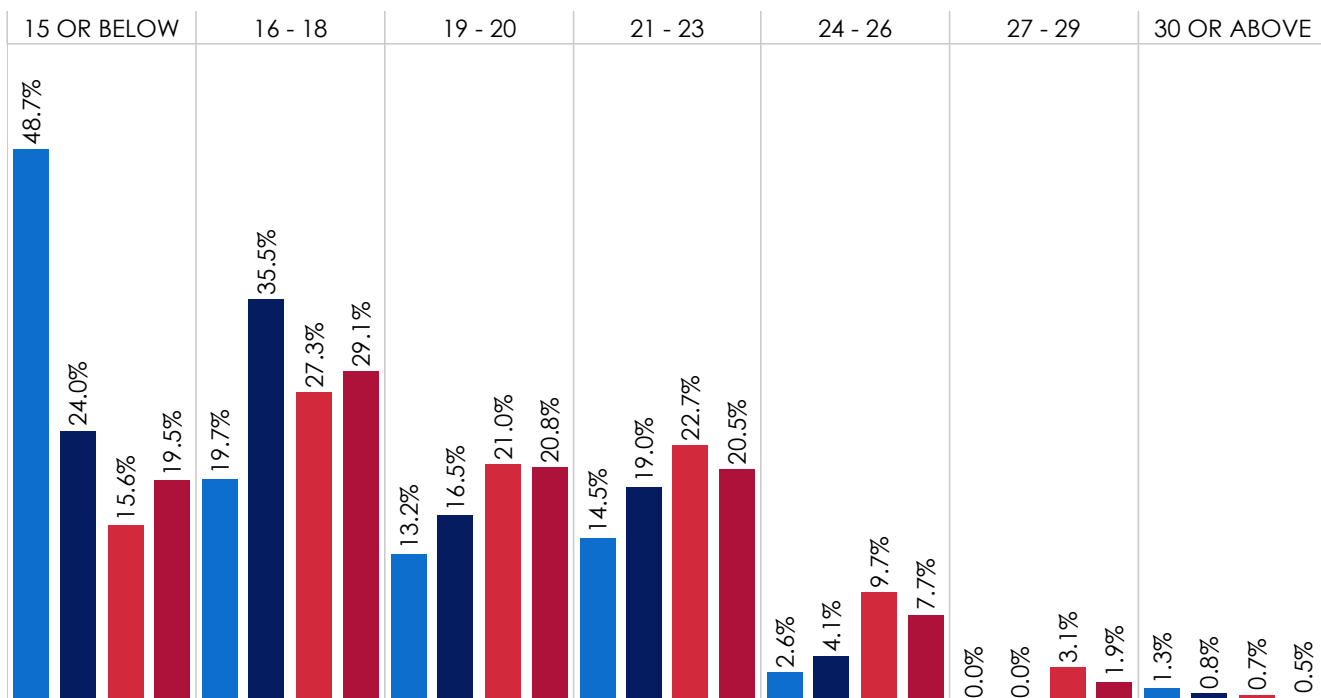
2021 Performance By Student Group



ACT Score Distribution Of Entering Students

By Student Group

■ Black
 ■ Hispanic
 ■ White
 ■ Pell-Eligible

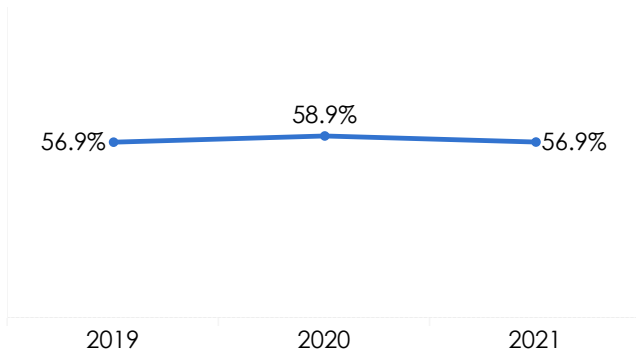




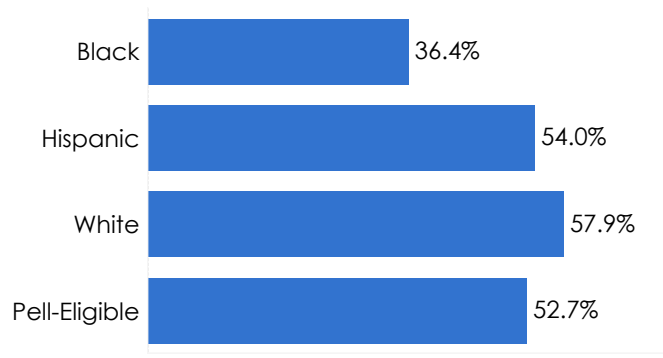
Persistence Measures

First-To-Second Year Retention Rate

All Students Performance Over Time

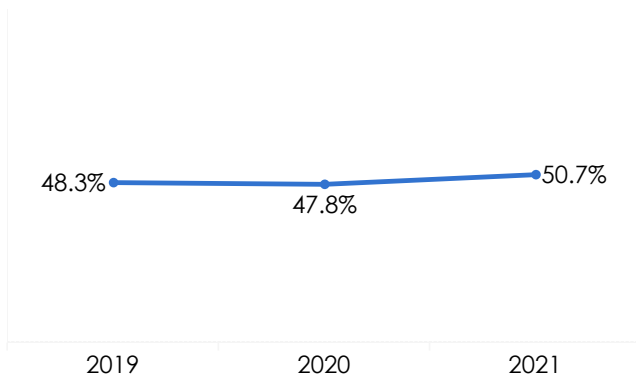


2021 Performance By Student Group

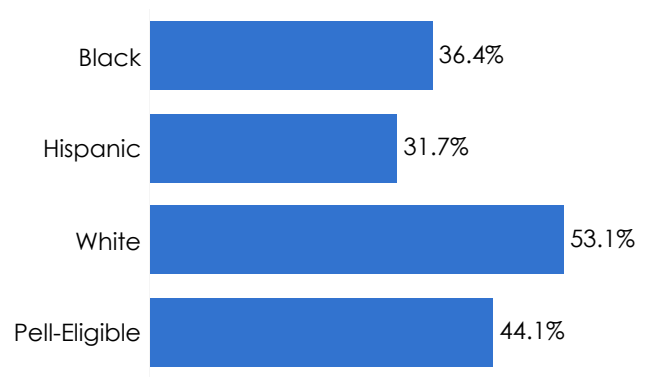


Rate Of Students Earning At Least 24 Credits In Year One

All Students Performance Over Time



2021 Performance By Student Group



Top Transfers To Four-Year Institutions

Total Transfers: 340

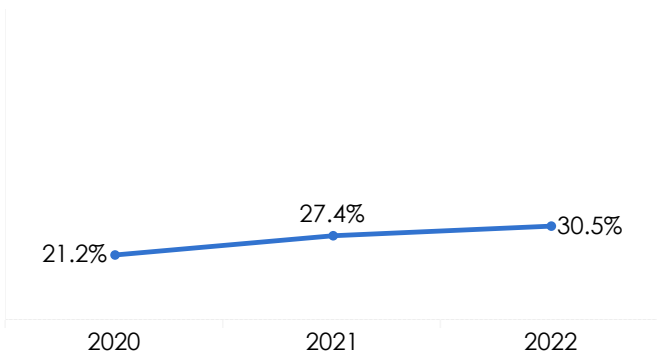
East Tennessee State University	92.6%
---------------------------------	-------



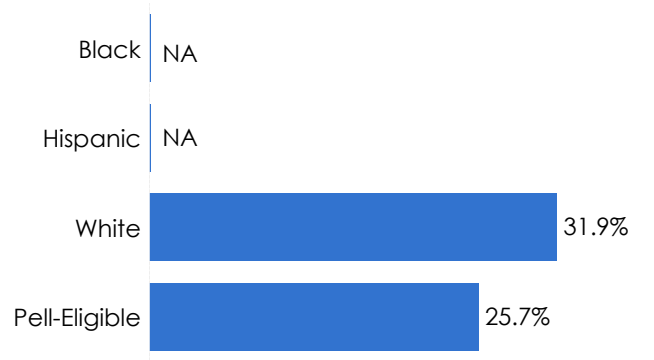
Success Measures

Three-Year Completion Rate

All Students Performance Over Time

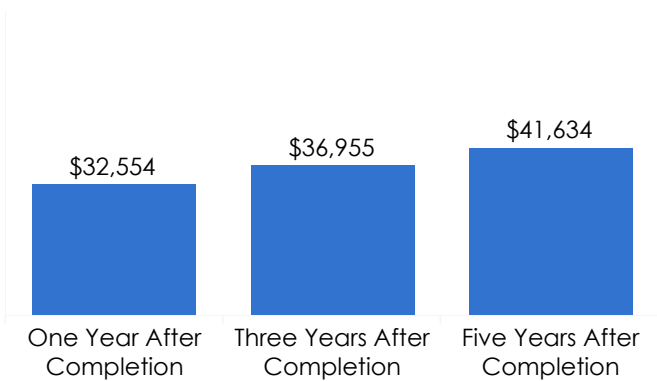


2022 Performance By Student Groups



Annual Wage One, Three, and Five Years After Completion

All Students Performance Over Time



Student Groups Five Years After Completion

