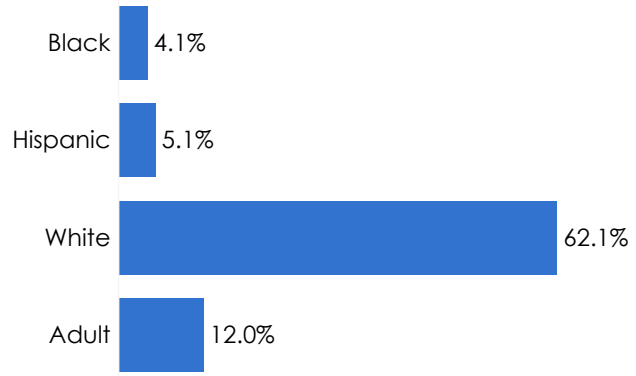


TCAT Hartsville



Total Undergraduate Headcount: 920



Top 3 Counties Enrolled

Macon	246
Wilson	175
Trousdale	149

Key Takeaways

1

TCAT Hartsville had the second highest growth in job placement rate across all Tennessee Colleges of Applied Technology (13.7 points).

2

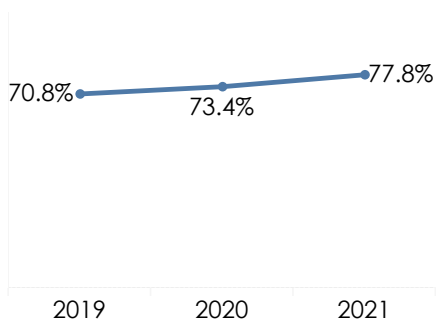
TCAT Hartsville had the third highest median annual wage one year post-graduation in the class of 2021 across all Tennessee Colleges of Applied Technology (\$37,380).



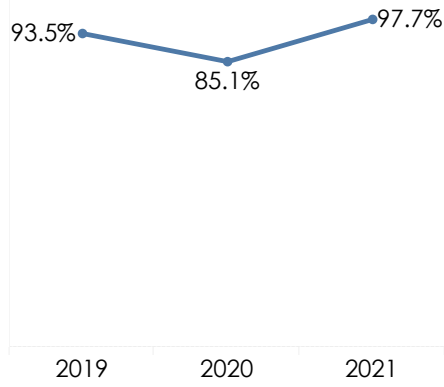
Success Measures

Completion Rate

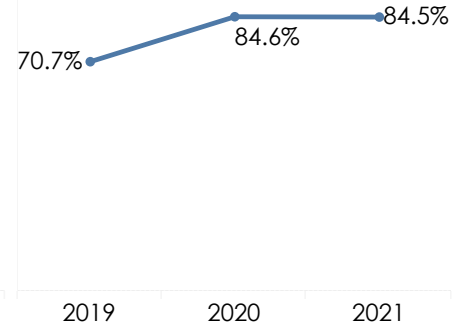
All Students Performance Over Time



Licensure Exam Pass Rate

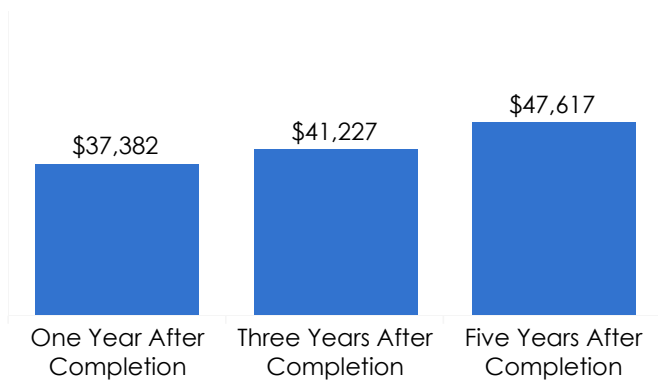


Job Placement Rate



Annual Wage One, Three, and Five Years After Completion

All Students Performance Over Time



Student Groups Five Years After Completion

