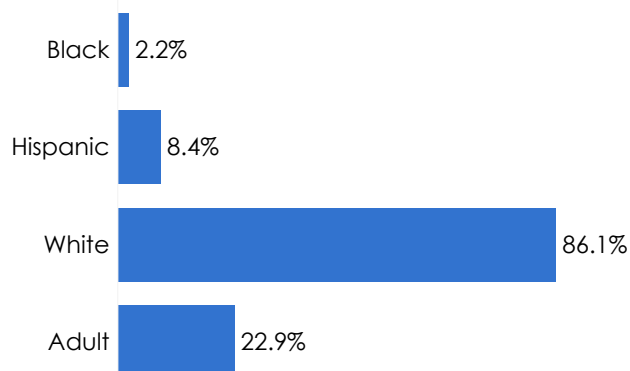


TCAT Morristown



Total Undergraduate Headcount: 1,388



Top 3 Counties Enrolled

Hamblen	314
Greene	263
Hawkins	163

Key Takeaways

1

TCAT Morristown's completion rate of students in the program year 2021-22 was in the bottom 20 percent for Tennessee Colleges of Applied Technology (75.7 percent).

2

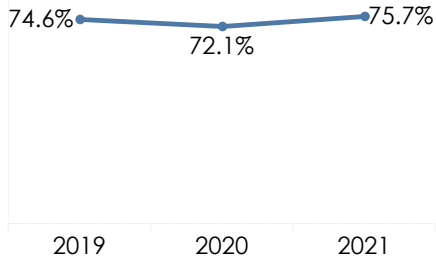
TCAT Morristown had the second highest median annual wage three years post-graduation for Black students in the class of 2019 across all Tennessee Colleges of Applied Technology (\$46,850).



Success Measures

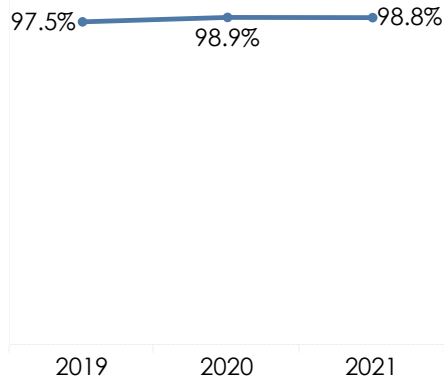
Completion Rate

All Students Performance Over Time



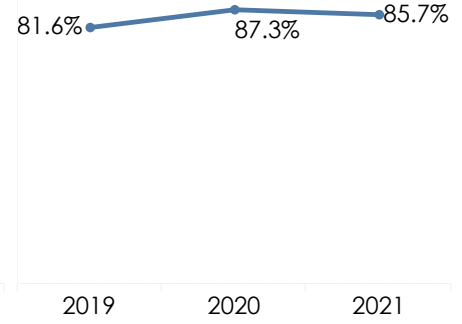
Licensure Exam Pass Rate

All Students Performance Over Time



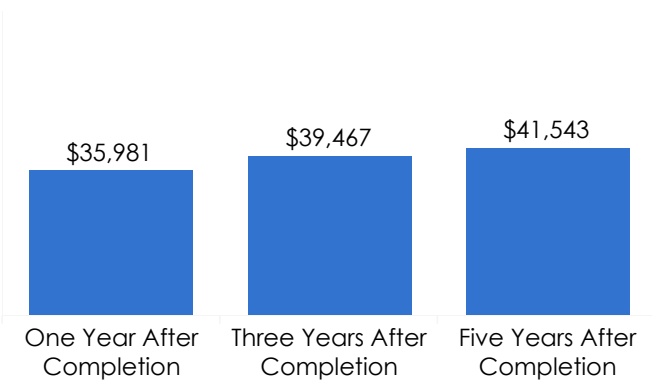
Job Placement Rate

All Students Performance Over Time



Annual Wage One, Three, and Five Years After Completion

All Students Performance Over Time



Student Groups Five Years After Completion

