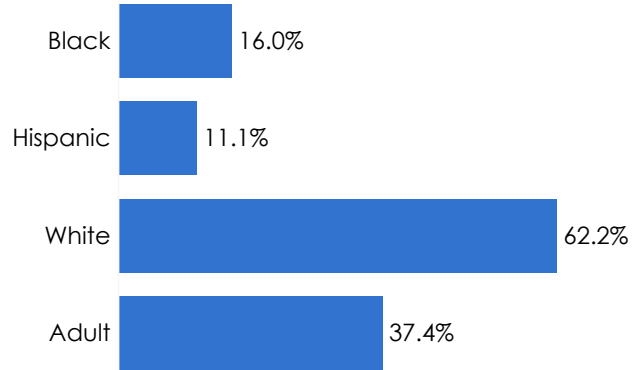


TCAT Murfreesboro



Total Undergraduate Headcount: 950



Top 3 Counties Enrolled

Rutherford	438
Davidson	64
Franklin	48

Key Takeaways

1

In 2022-23, TCAT Murfreesboro enrolled the highest percentage of adult students of any Tennessee College of Applied Technology (37.4 percent).

2

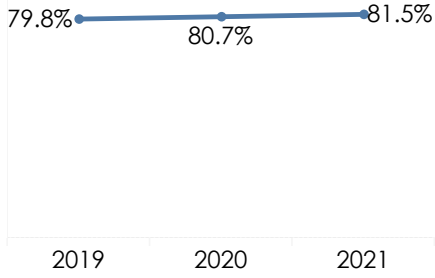
TCAT Murfreesboro had the highest median annual wage one year post-graduation for Black students in the class of 2021 of any Tennessee College of Applied Technology (\$36,160).



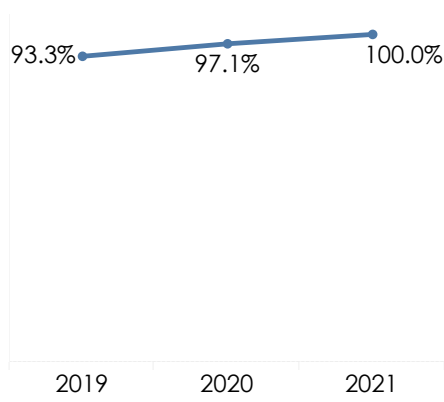
Success Measures

Completion Rate

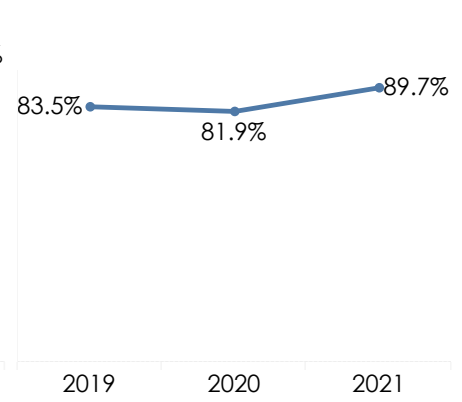
All Students Performance Over Time



Licensure Exam Pass Rate

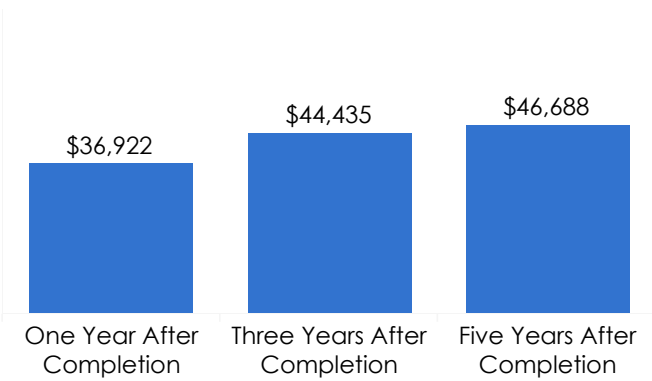


Job Placement Rate



Annual Wage One, Three, and Five Years After Completion

All Students Performance Over Time



Student Groups Five Years After Completion

