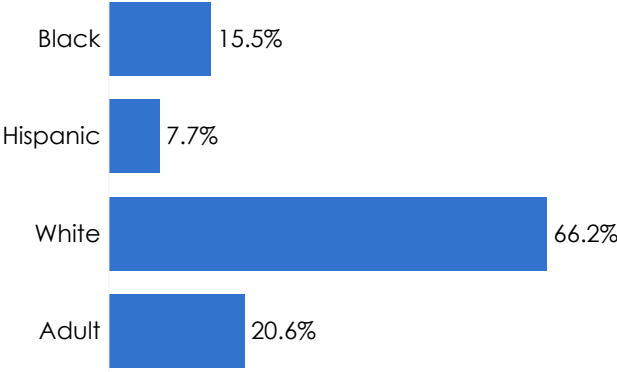


Tennessee Colleges of Applied Technology



Total Undergraduate Headcount: 28,732



Key Takeaways

1

Tennessee Colleges of Applied Technology accounted for 10.7 percent of Tennessee's public postsecondary headcount in Fall 2022.

2

Completion, job placement, and licensure exam pass rates at Tennessee Colleges of Applied Technology have all increased from 2019-20 to 2021-22.

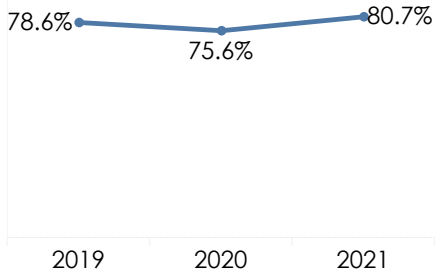
Tennessee Colleges of Applied Technology



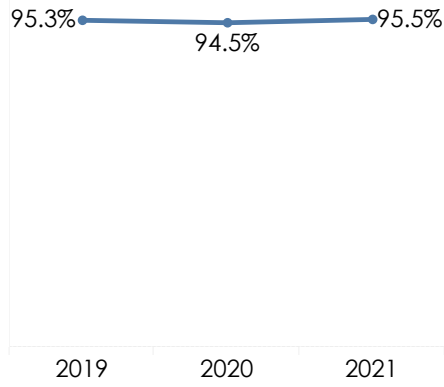
Success Measures

Completion Rate

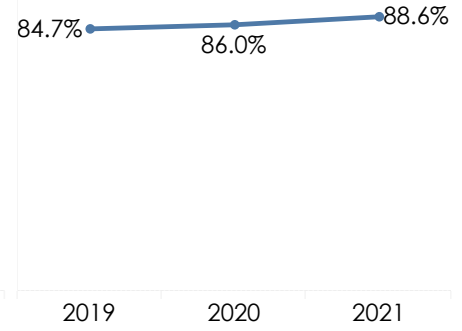
All Students Performance Over Time



Licensure Exam Pass Rate

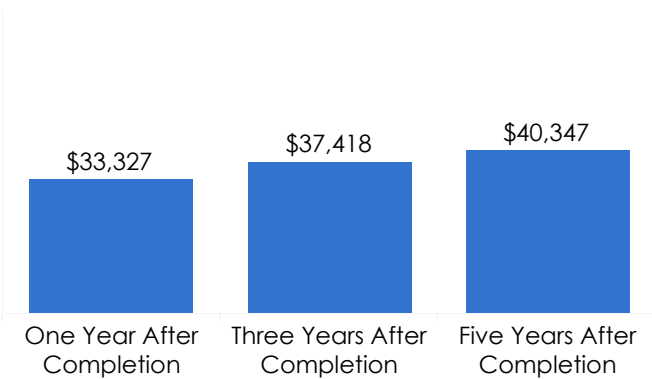


Job Placement Rate



Annual Wage One, Three, and Five Years After Completion

All Students Performance Over Time



Student Groups Five Years After Completion

