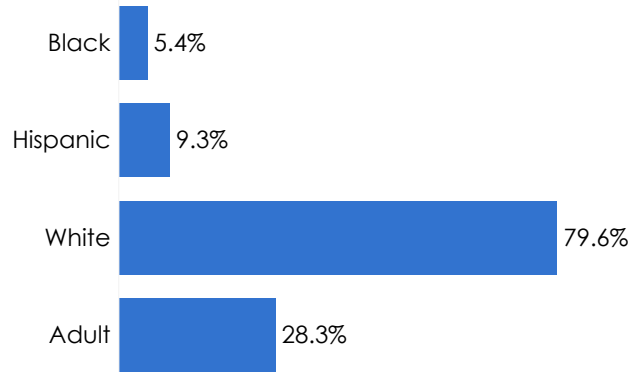


TCAT Shelbyville



Total Undergraduate Headcount: 653



Top 3 Counties Enrolled

Bedford	152
Franklin	140
Coffee	97

Key Takeaways

1

TCAT Shelbyville had the third highest growth in completion rate across all Tennessee Colleges of Applied Technology (8.0 points).

2

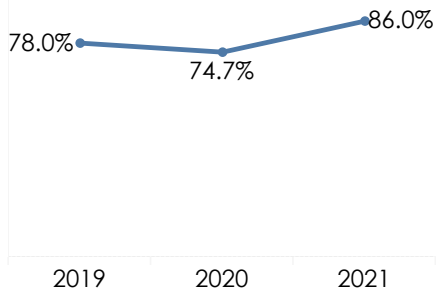
TCAT Shelbyville had the highest median annual wage one year post-graduation for students in the class of 2022 of any Tennessee College of Applied Technology (\$38,960).



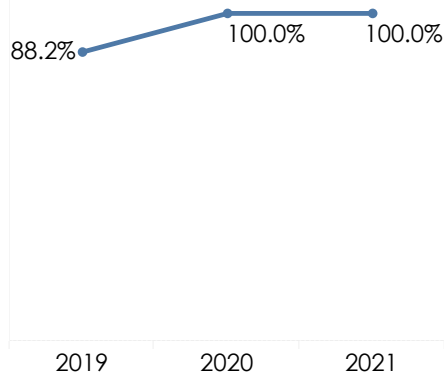
Success Measures

Completion Rate

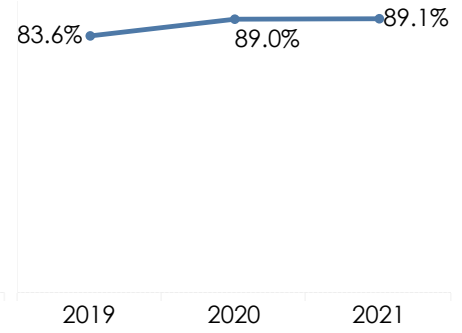
All Students Performance Over Time



Licensure Exam Pass Rate

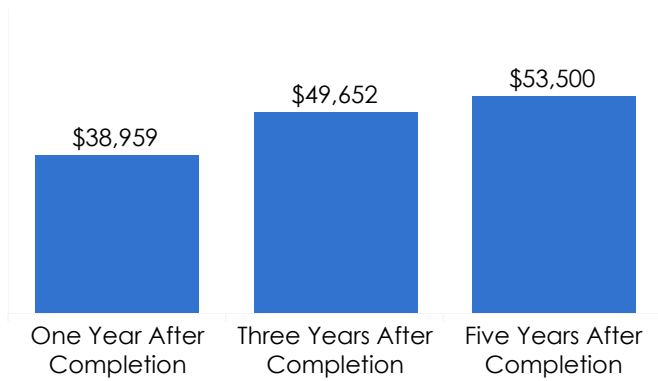


Job Placement Rate



Annual Wage One, Three, and Five Years After Completion

All Students Performance Over Time



Student Groups Five Years After Completion

