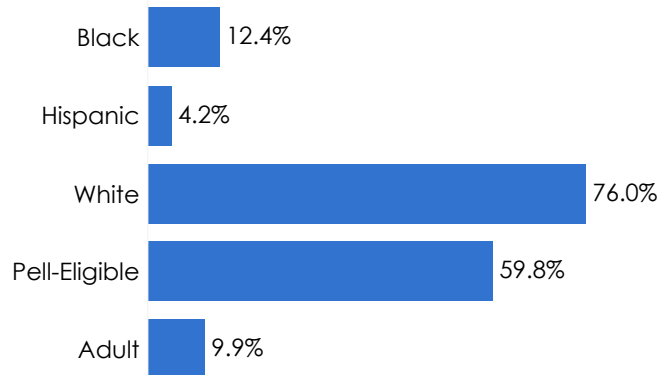


# University of Tennessee, Martin



Total Undergraduate Headcount: 6,153



## Top 3 Counties Enrolled

Shelby	118
Weakley	88
Obion	71

## Key Takeaways

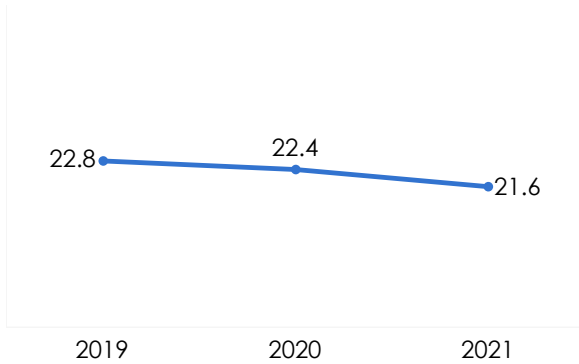
- 1** In Fall 2022, almost a quarter of students at the University of Tennessee, Martin were high school students enrolled in dual enrollment classes (23.1 percent).
- 2** The University of Tennessee, Martin had the second greatest decline in the first-to-second-year retention rate of Black students across all Tennessee public four-year institutions (6.6 points).
- 3** The University of Tennessee, Martin had the highest growth in Hispanic students' rate of 24 credits accumulated in the first year for of any Tennessee public four-year institution (10.3 points).
- 4** The University of Tennessee, Martin had the lowest median annual wage one year post-graduation for students in the class of 2021 of any Tennessee public four-year institution (\$40,110).



## Preparation Measures

### Average ACT Of Entering Students

All Students Performance Over Time



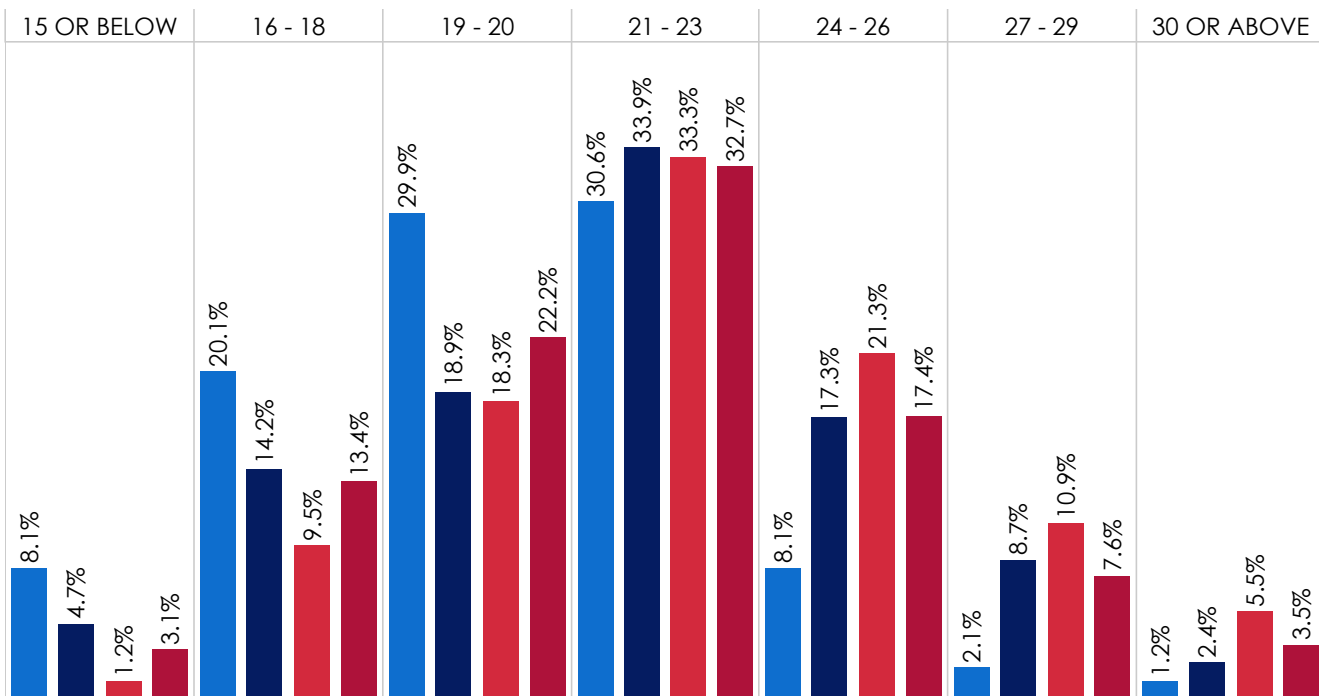
2021 Performance By Student Group



### ACT Score Distribution Of Entering Students

By Student Group

■ Black 
 ■ Hispanic 
 ■ White 
 ■ Pell-Eligible

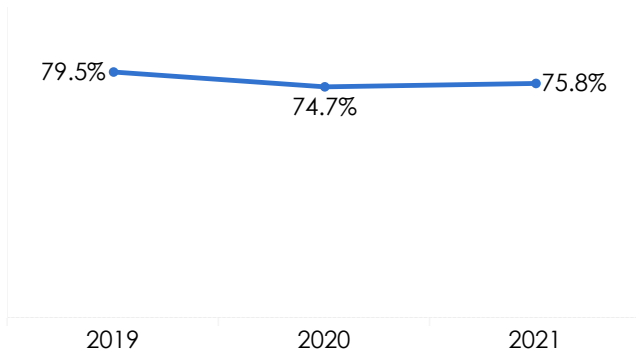




## Persistence Measures

### First-To-Second Year Retention Rate

All Students Performance Over Time

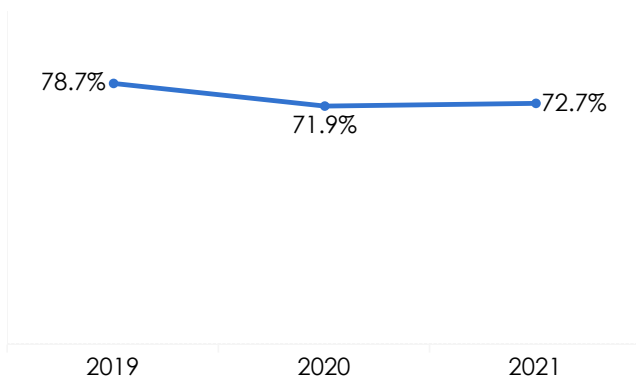


2021 Performance By Student Group

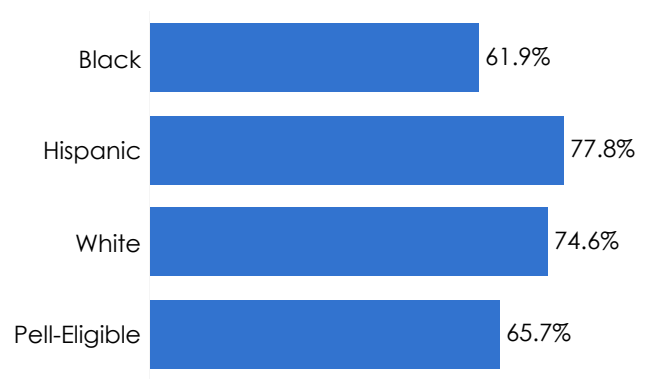


### Rate Of Students Earning At Least 24 Credits In Year One

All Students Performance Over Time



2021 Performance By Student Group



### Top Transfers From Community Colleges

Total Transfers: 212

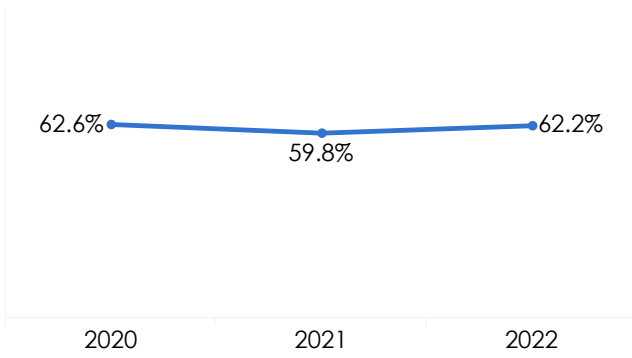
Jackson State	33.0%
Dyersburg State	32.1%
Columbia State	12.7%



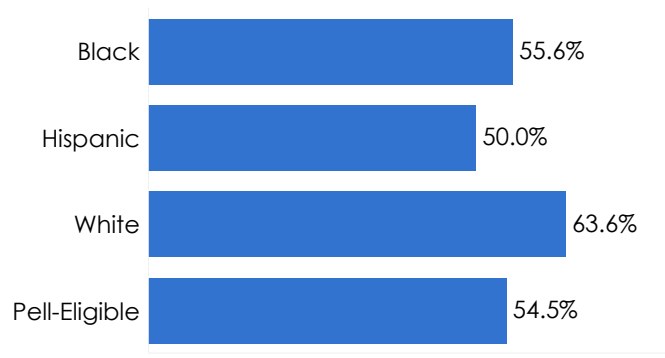
## Success Measures

### Six-Year Completion Rate

All Students Performance Over Time

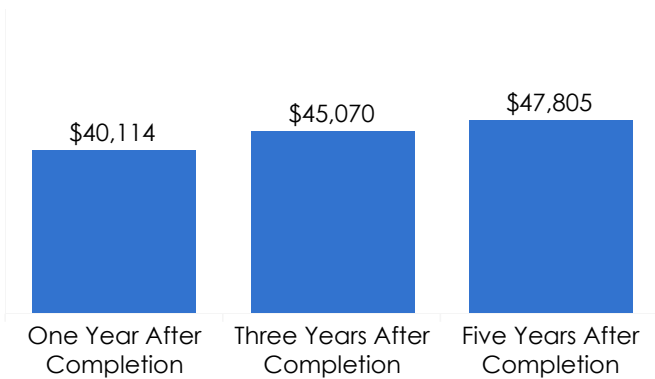


2022 Performance By Student Group



### Annual Wage One, Three, and Five Years After Completion

All Students Performance Over Time



Student Groups Five Years After Completion

