

# Columbia State Community College

## Institution Type

TBR Community College

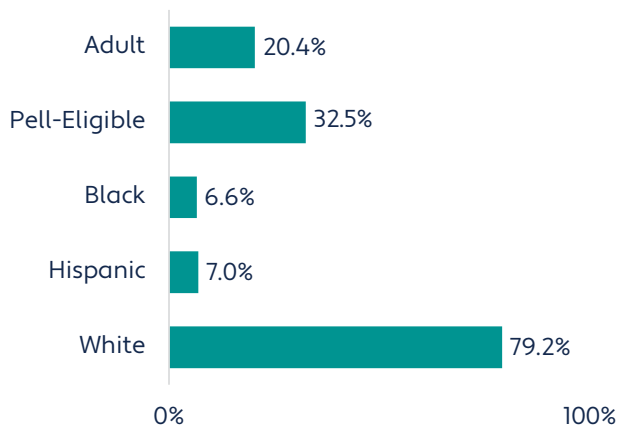
Total Undergraduate Headcount: 6,455

## Top 3 Counties Enrolled

Williamson County: 38.6% (676)

Maury County: 19.8% (347)

Lawrence County: 10.9% (191)



## Key Takeaways

- 1 Columbia State served the lowest percentage of Pell-eligible students of any community college.
- 2 Columbia State was tied for having the highest overall persistence rate of any community college.
- 3 Columbia State had the largest growth in Black student completion of any community college.
- 4 Columbia State had the largest decline in Hispanic student completion of any community college.

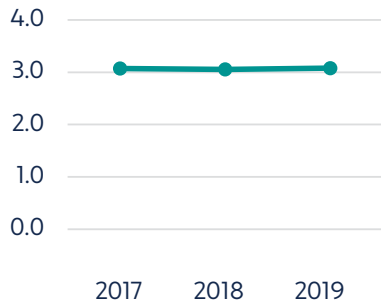
# Preparation Measures

## Average GPA Of Entering Students

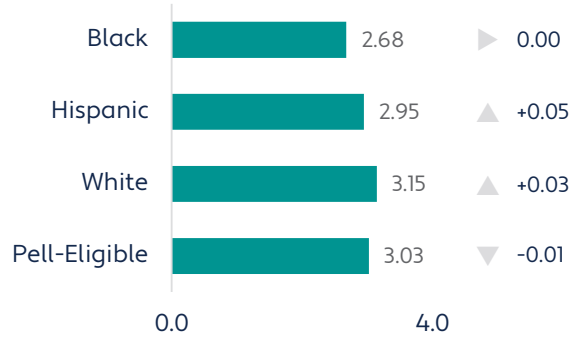
All Students



Performance Over Time



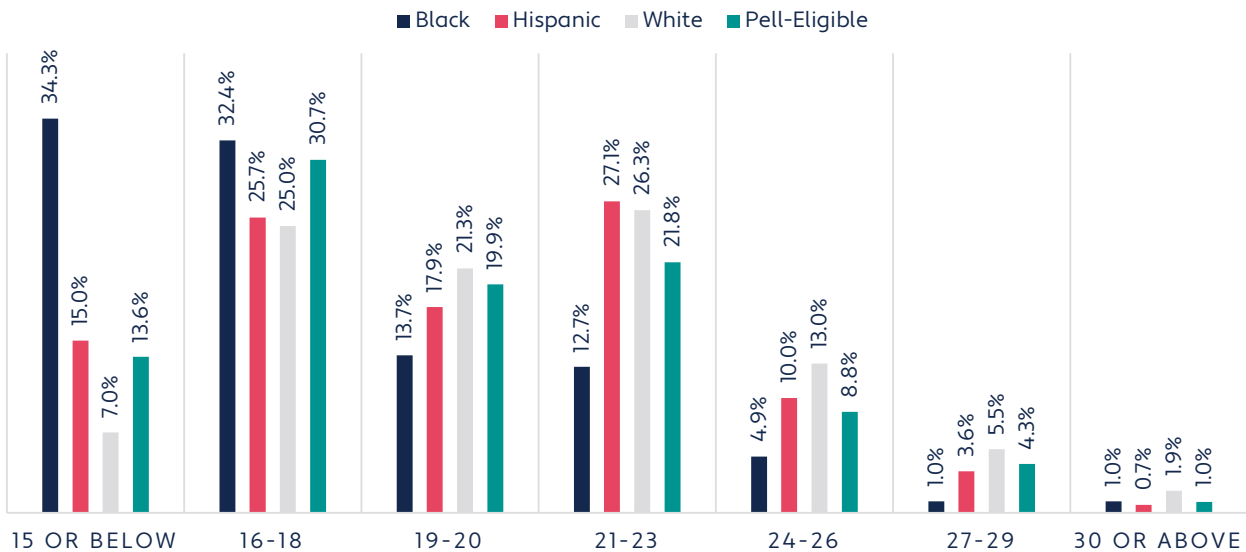
Student Groups



Change Over Time

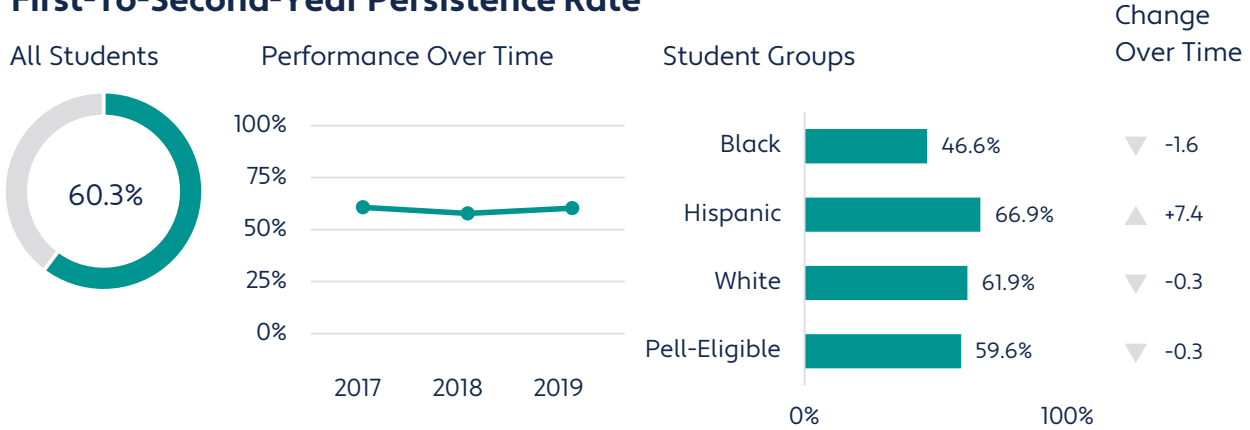
## ACT Score Distribution Of Entering Students

Student Groups



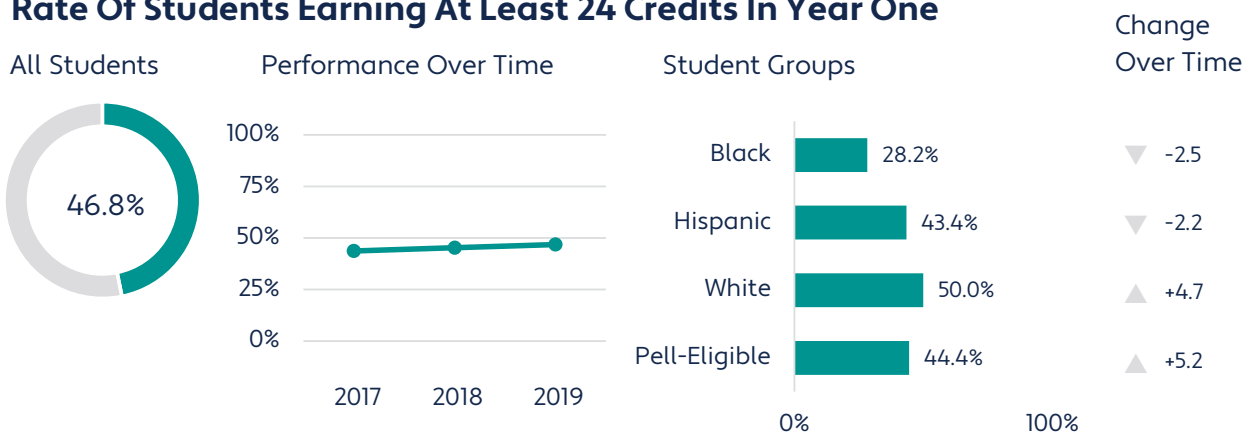
# Persistence Measures

## First-To-Second-Year Persistence Rate



**Columbia State was tied for having the highest overall persistence rate of any community college.**

## Rate Of Students Earning At Least 24 Credits In Year One



## Top Transfers To Four-Year Institutions

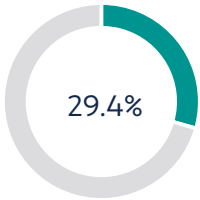
Total Transfers: 144

- ▶ Middle Tennessee State University: 55.3% (104)
- ▶ University of Tennessee, Chattanooga: 10.6% (20)
- ▶ University of Tennessee, Knoxville: 10.6% (20)

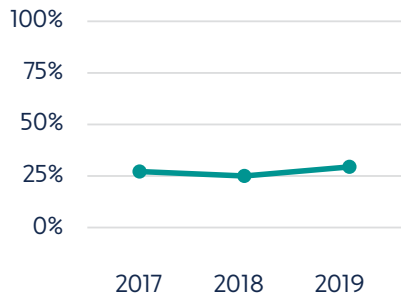
# Success Measures

## Three-Year Completion Rate

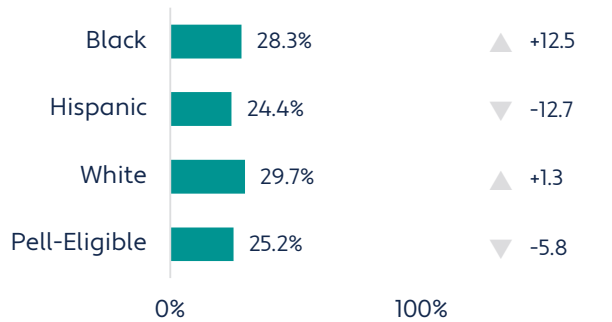
All Students



Performance Over Time



Student Groups



Change Over Time

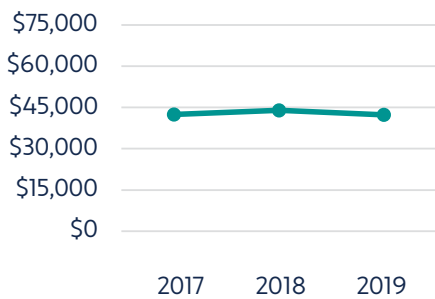
**Columbia State had the largest growth in Black student completion of any community college.**

## Median Salary Three Years After Completion

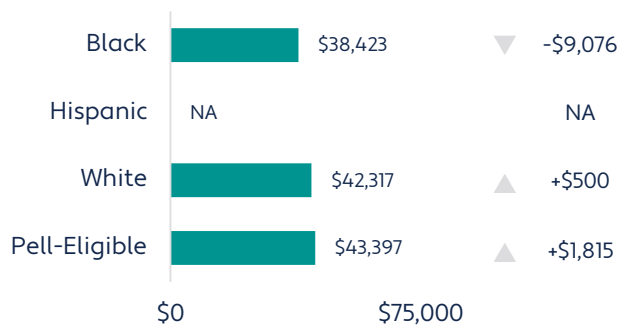
All Students

\$ 42,317

Performance Over Time



Student Groups



Change Over Time