

Jackson State Community College

Institution Type

TBR Community College

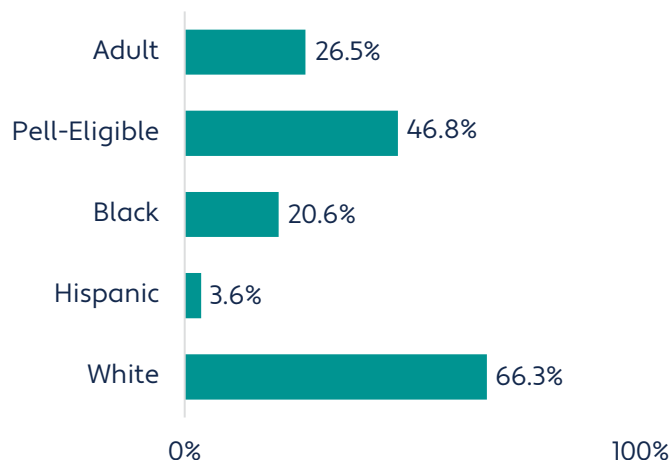
Total Undergraduate Headcount: 4,946

Top 3 Counties Enrolled

Madison County: 28.9% (325)

Gibson County: 13.1% (148)

McNairy County: 7.4% (84)



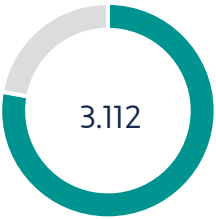
Key Takeaways

- 1 Jackson State served the second smallest number of Hispanic students of any community college.
- 2 Jackson State had the second largest growth in Black student persistence of any community college.
- 3 Jackson State had the largest decline in the overall percentage of students earning 24 or more credits in year one of any community college.
- 4 Jackson State had the largest decline in Black student completion of any community college.

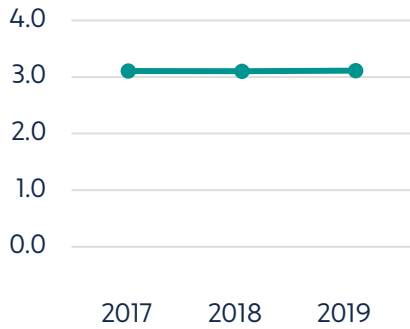
Preparation Measures

Average GPA Of Entering Students

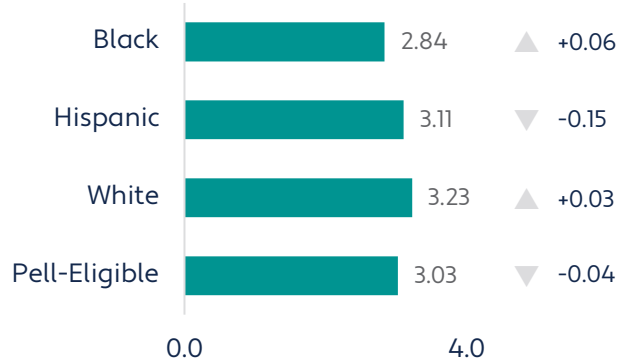
All Students



Performance Over Time



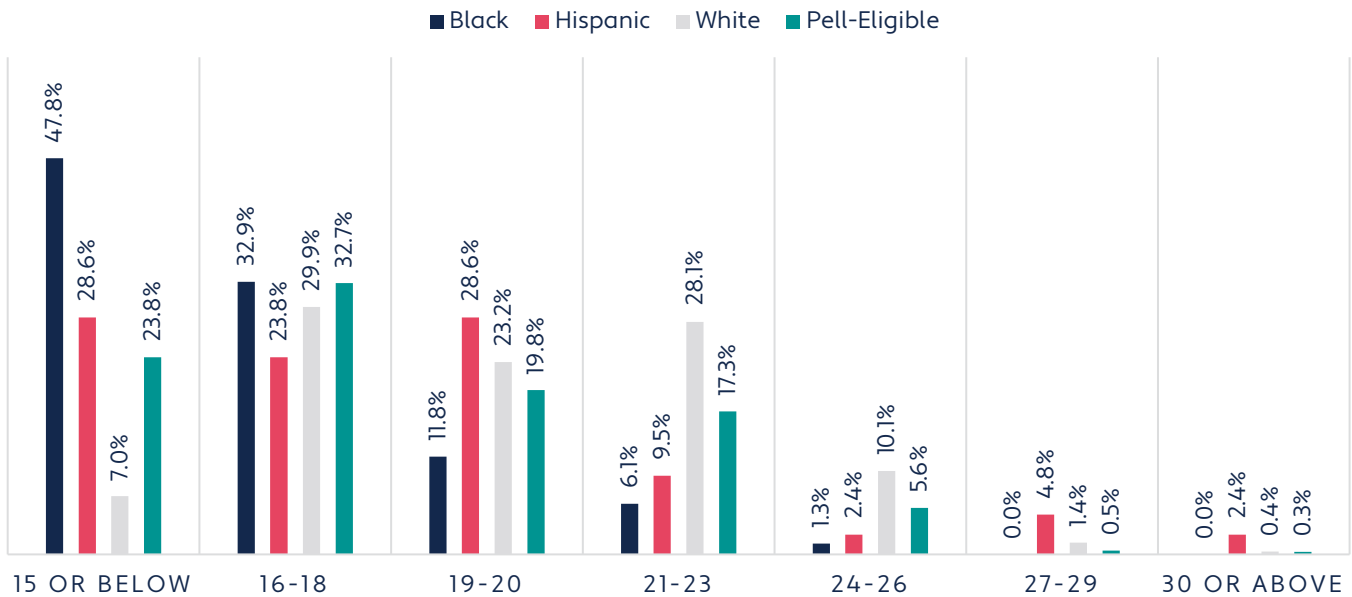
Student Groups



Change Over Time

ACT Score Distribution Of Entering Students

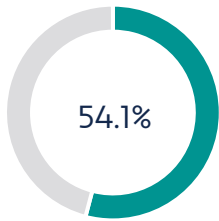
Student Groups



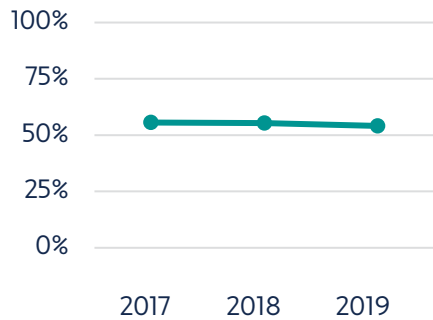
Persistence Measures

First-To-Second-Year Persistence Rate

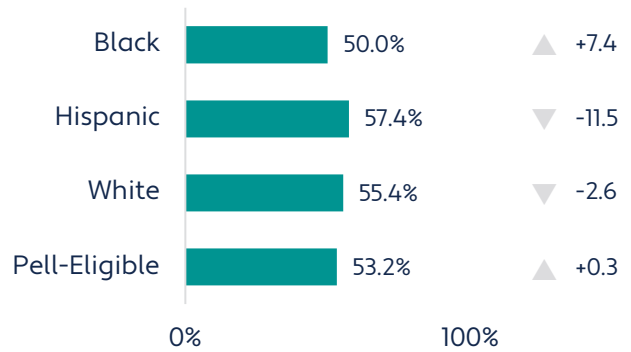
All Students



Performance Over Time



Student Groups

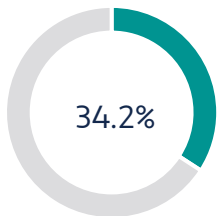


Change Over Time

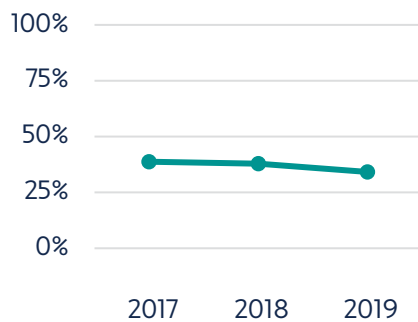
Jackson State had the second largest growth in Black student persistence of any community college.

Rate Of Students Earning At Least 24 Credits In Year One

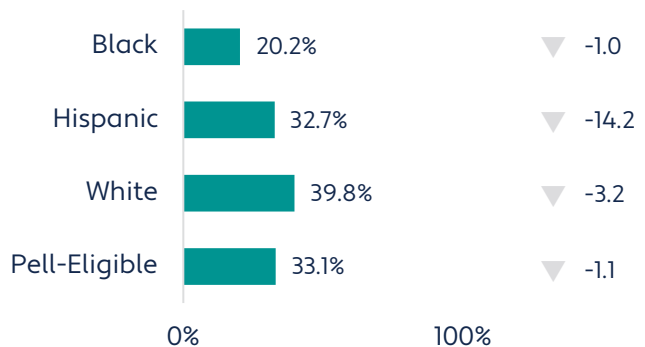
All Students



Performance Over Time



Student Groups



Change Over Time

Top Transfers To Four-Year Institutions

Total Transfers: 123

- ▶ University of Tennessee, Martin: 43.4% (63)
- ▶ University of Memphis: 29.7% (43)
- ▶ Middle Tennessee State University: 11.7% (17)

Success Measures

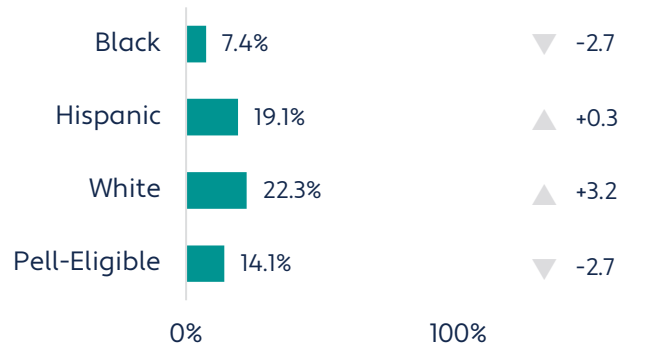
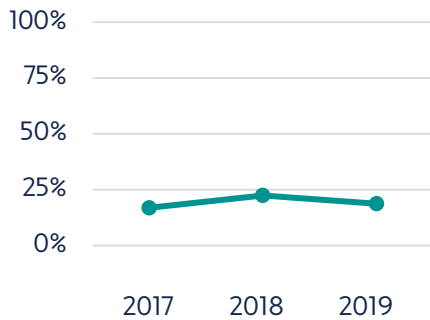
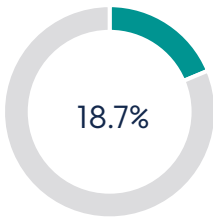
Three-Year Completion Rate

All Students

Performance Over Time

Student Groups

Change Over Time



💡 Jackson State had the largest decline in Black student completion of any community college.

Median Salary Three Years After Completion

All Students

Performance Over Time

Student Groups

Change Over Time

\$ 48,396

