

Middle Tennessee State University

Institution Type

Four-Year University

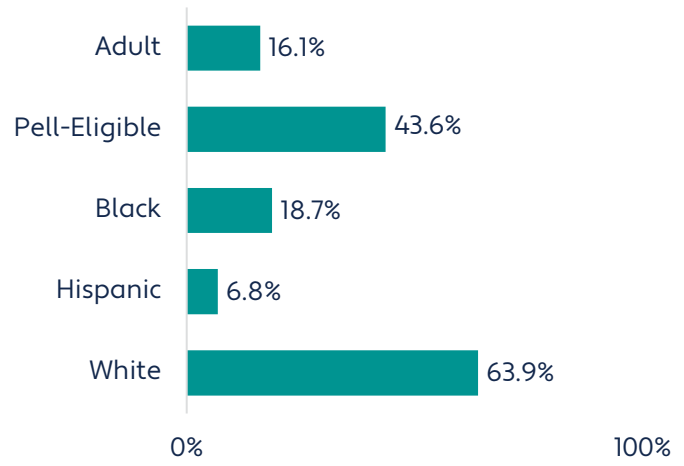
Total Undergraduate Headcount: 19,557

Top 3 Counties Enrolled

Rutherford County: 27.4% (894)

Davidson County: 13.2% (431)

Shelby County: 7.5% (245)



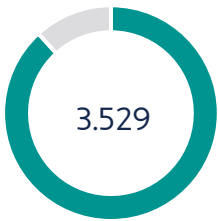
Key Takeaways

- 1 MTSU served the second highest percentage of Hispanic students of any four-year institution.
- 2 MTSU had above average persistence for Black students.
- 3 MTSU received the most transfer students from Tennessee's community colleges of any four-year institution.
- 4 MTSU had below average growth in completion for all student groups.

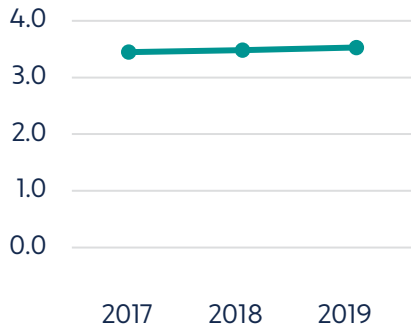
Preparation Measures

Average GPA Of Entering Students

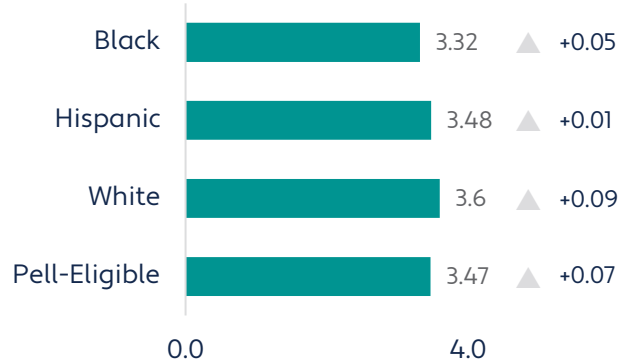
All Students



Performance Over Time



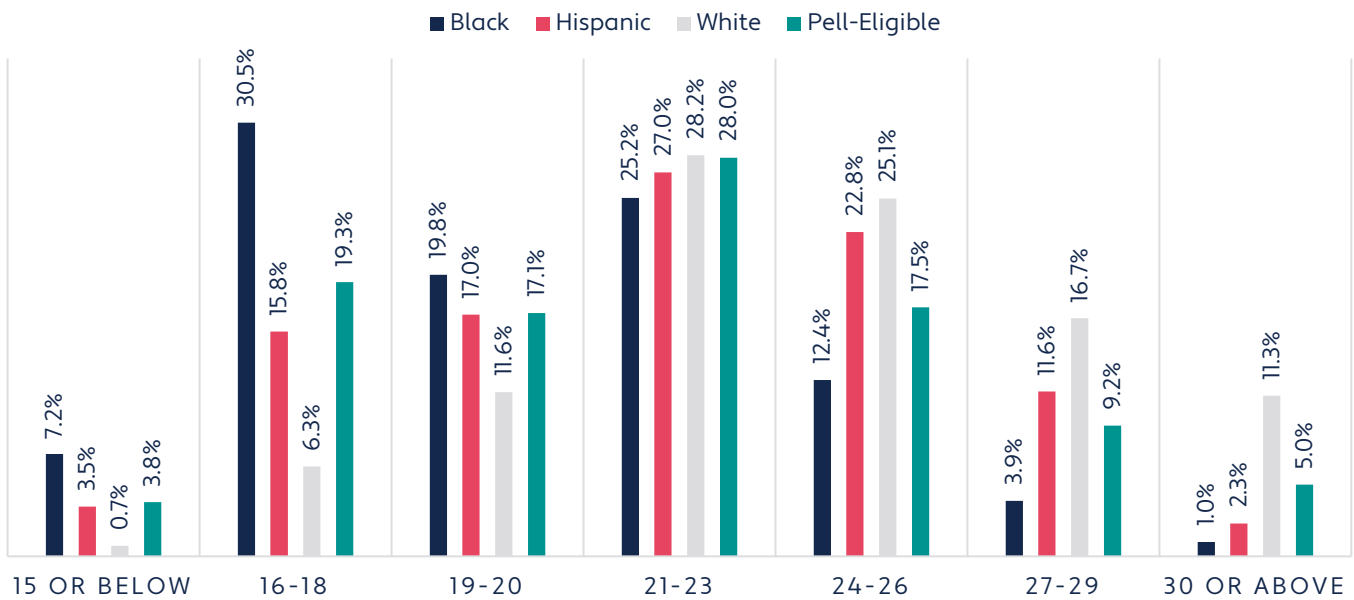
Student Groups



Change Over Time

ACT Score Distribution Of Entering Students

Student Groups



Persistence Measures

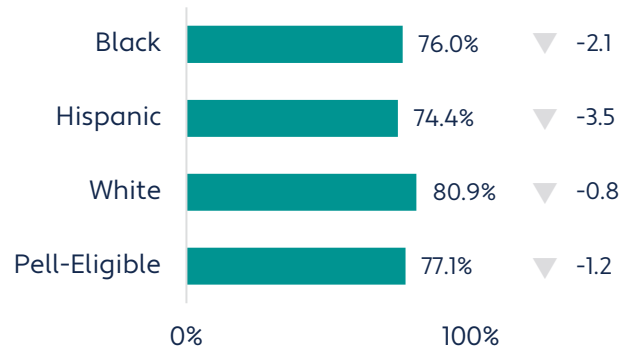
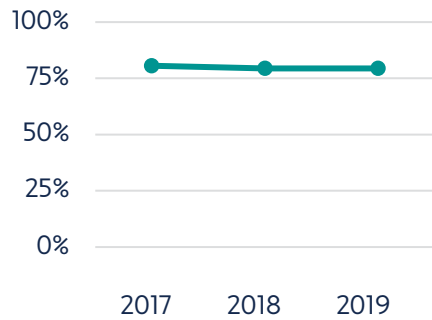
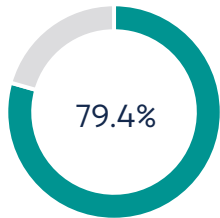
First-To-Second-Year Persistence Rate

Change Over Time

All Students

Performance Over Time

Student Groups



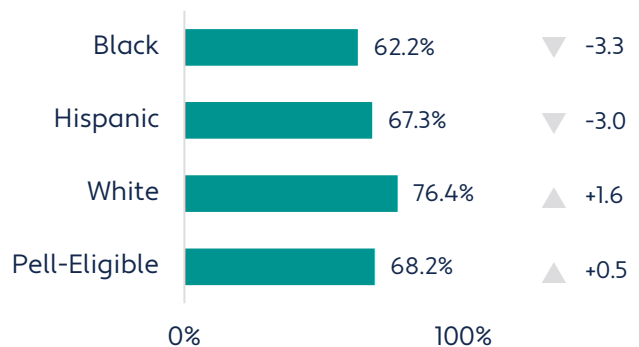
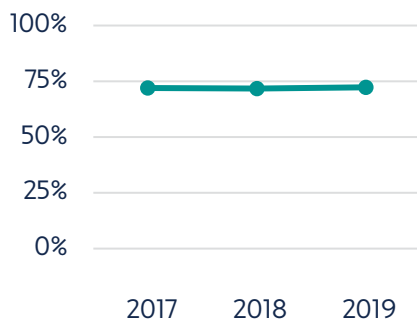
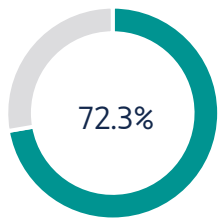
Rate Of Students Earning At Least 24 Credits In Year One

Change Over Time

All Students

Performance Over Time

Student Groups



MTSU received the most transfer students from Tennessee's community colleges of any four-year institution.

Top Transfers From Community Colleges

Total Transfers: 339

- ▶ Motlow State Community College: 30.5% (156)
- ▶ Columbia State Community College: 20.4% (104)
- ▶ Volunteer State Community College: 15.5% (79)

Success Measures

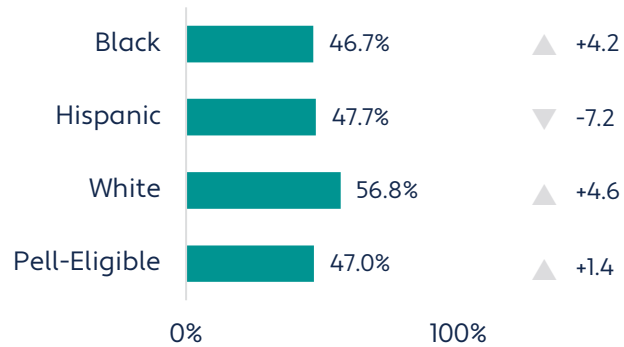
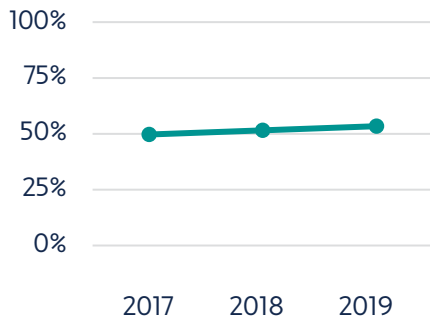
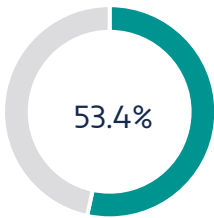
Six-Year Completion Rate

All Students

Performance Over Time

Student Groups

Change Over Time



MTSU had below average growth in completion for all student groups.

Median Salary Three Years After Completion

All Students

Performance Over Time

Student Groups

Change Over Time

\$ 44,990

