

Motlow State Community College

Institution Type

TBR Community College

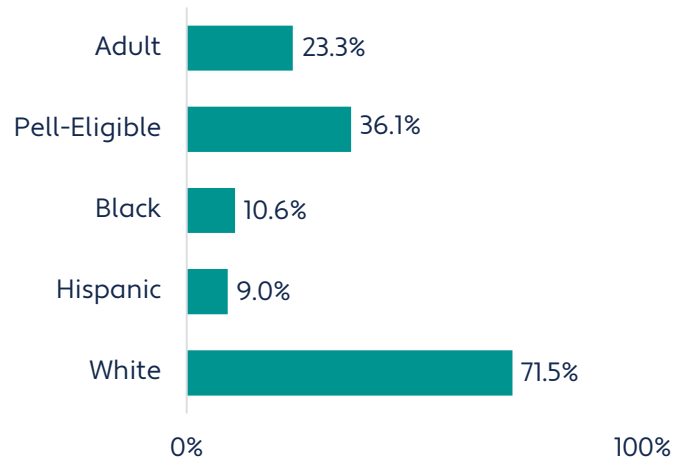
Total Undergraduate Headcount: 7,023

Top 3 Counties Enrolled

Rutherford County: 42.2% (768)

Coffee County: 10.6% (193)

Warren County: 9.3% (170)



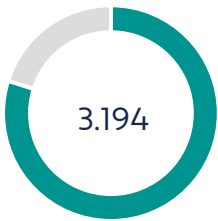
Key Takeaways

- 1 Motlow State served the second highest percentage of Hispanic students of any community college.
- 2 Motlow State had the second highest Hispanic student and Pell-eligible student persistence rate of any community college.
- 3 Motlow State had the highest overall completion rate of any community college.
- 4 Motlow State had the highest Pell-eligible student completion rate of any community college.

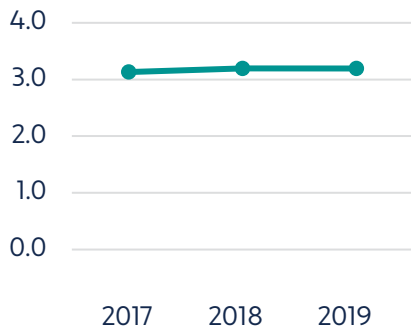
Preparation Measures

Average GPA Of Entering Students

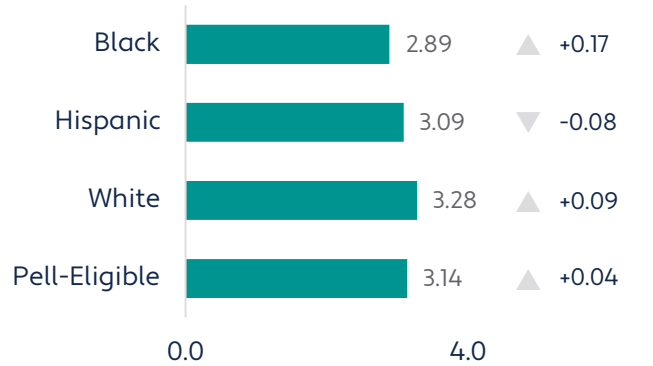
All Students



Performance Over Time

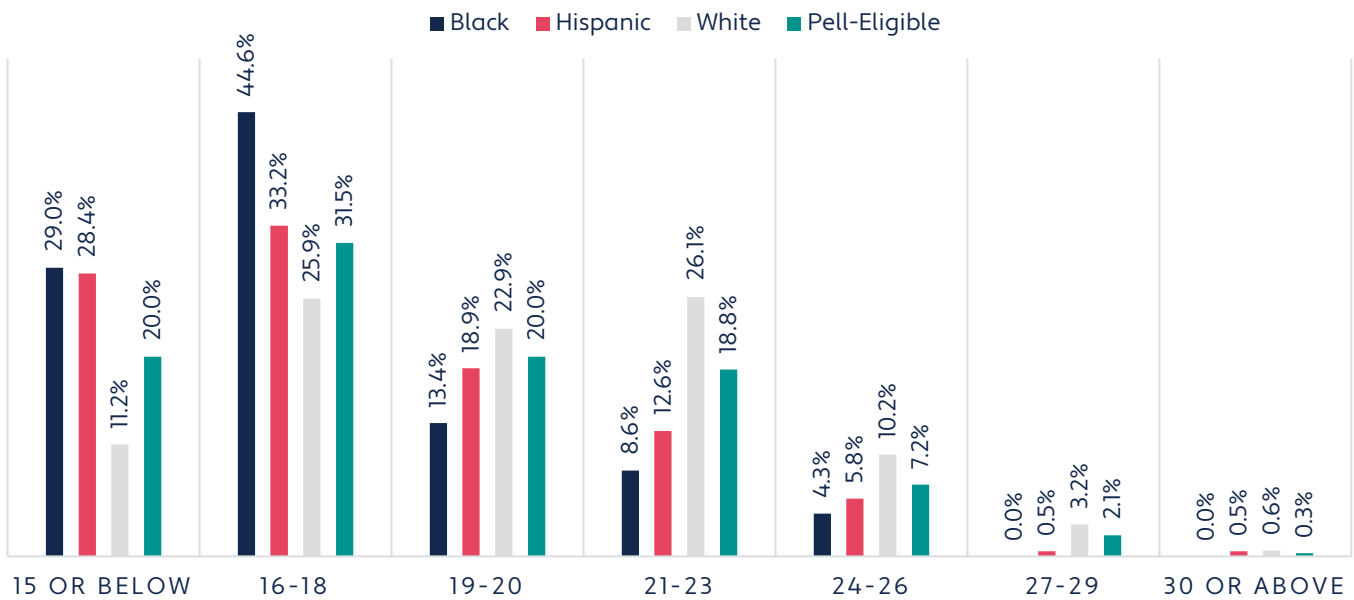


Student Groups



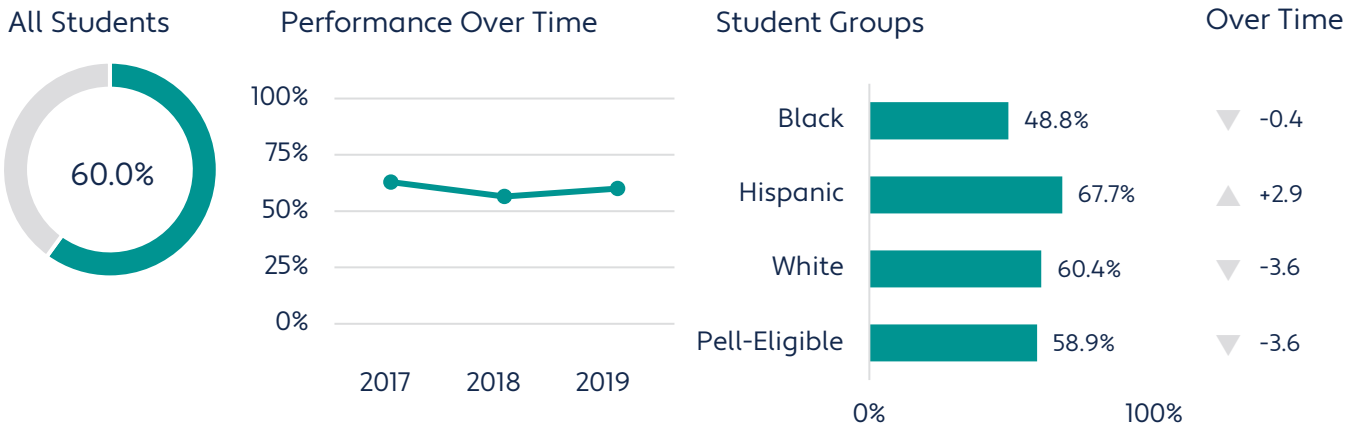
ACT Score Distribution Of Entering Students

Student Groups



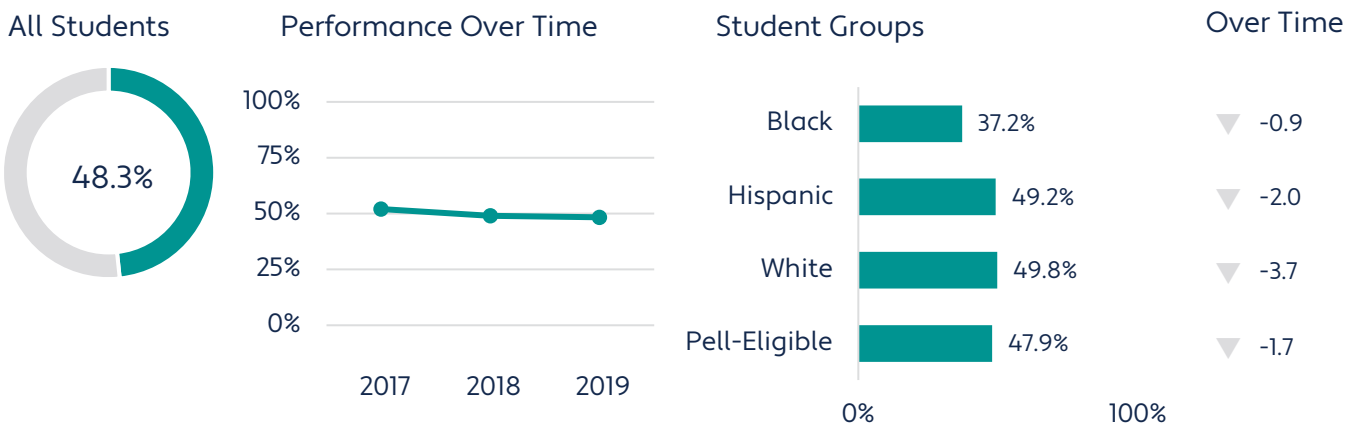
Persistence Measures

First-To-Second-Year Persistence Rate



💡 Motlow State had the second highest Hispanic student and Pell-eligible student persistence rate of any community college.

Rate Of Students Earning At Least 24 Credits In Year One



Top Transfers To Four-Year Institutions

Total Transfers: 235

- ▶ Middle Tennessee State University: 56.1% (156)
- ▶ Tennessee Technological University: 22.3% (62)
- ▶ University of Tennessee, Chattanooga: 6.1% (17)

Success Measures

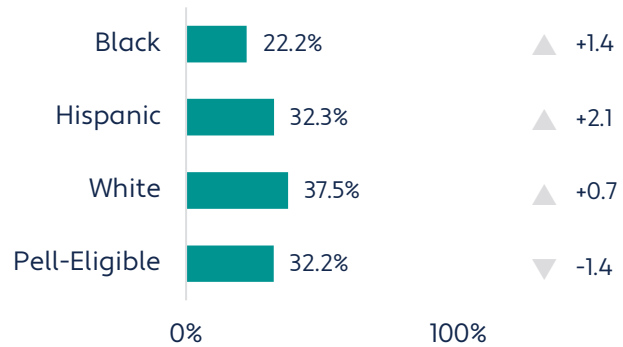
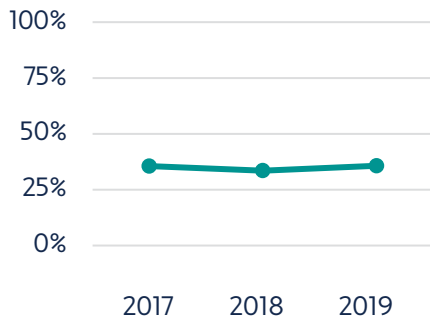
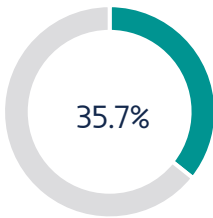
Three-Year Completion Rate

All Students

Performance Over Time

Student Groups

Change Over Time



 **Motlow State had the highest Pell-eligible student completion rate of any community college.**

Median Salary Three Years After Completion

All Students

Performance Over Time

Student Groups

Change Over Time

\$ 40,968

