

Southwest Tennessee Community College

Institution Type

TBR Community College

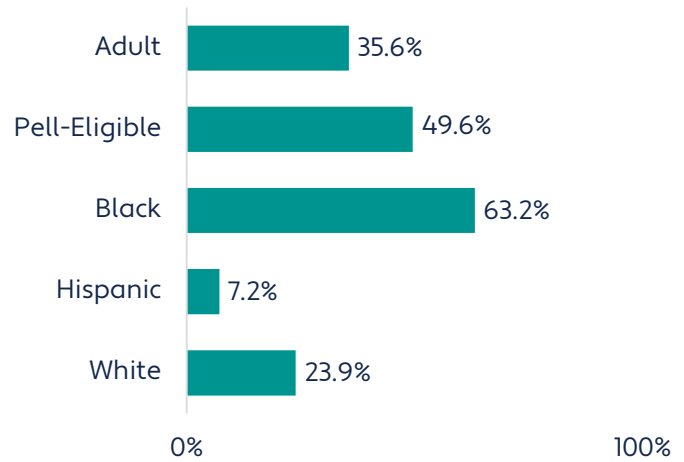
Total Undergraduate Headcount: 9,653

Top 3 Counties Enrolled

Shelby County: 90.6% (1,837)

Fayette County: 3.3% (67)

Tipton County: 1.2% (25)



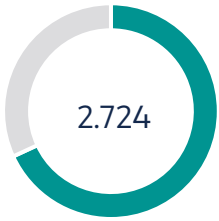
Key Takeaways

- 1 Southwest Tennessee served the highest percentage of Black students and Pell-eligible students of any community college.
- 2 Southwest Tennessee entering students were less likely to be academically prepared by the K-12 system upon enrollment than entering students at any other community college.
- 3 Southwest Tennessee had the lowest percentage of Pell-eligible students earning 24 or more credits in year one of any community college.
- 4 Southwest Tennessee had the lowest overall completion rate of any community college.

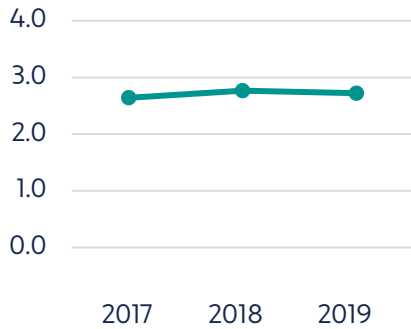
Preparation Measures

Average GPA Of Entering Students

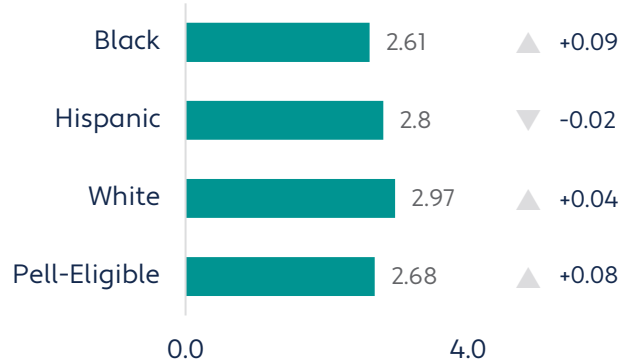
All Students



Performance Over Time

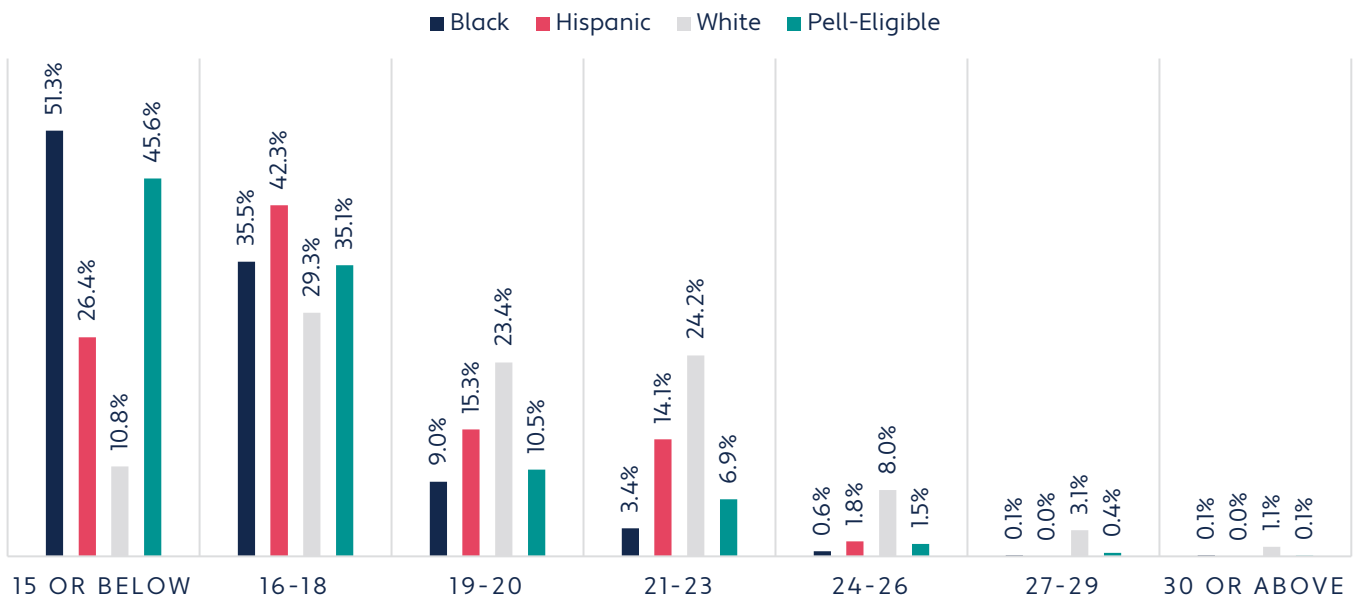


Student Groups



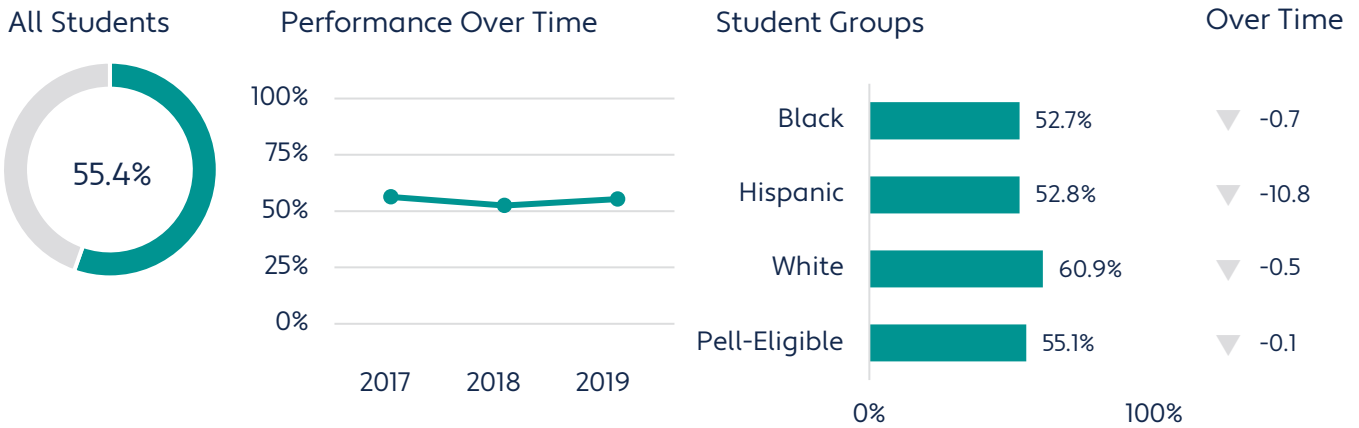
ACT Score Distribution Of Entering Students

Student Groups



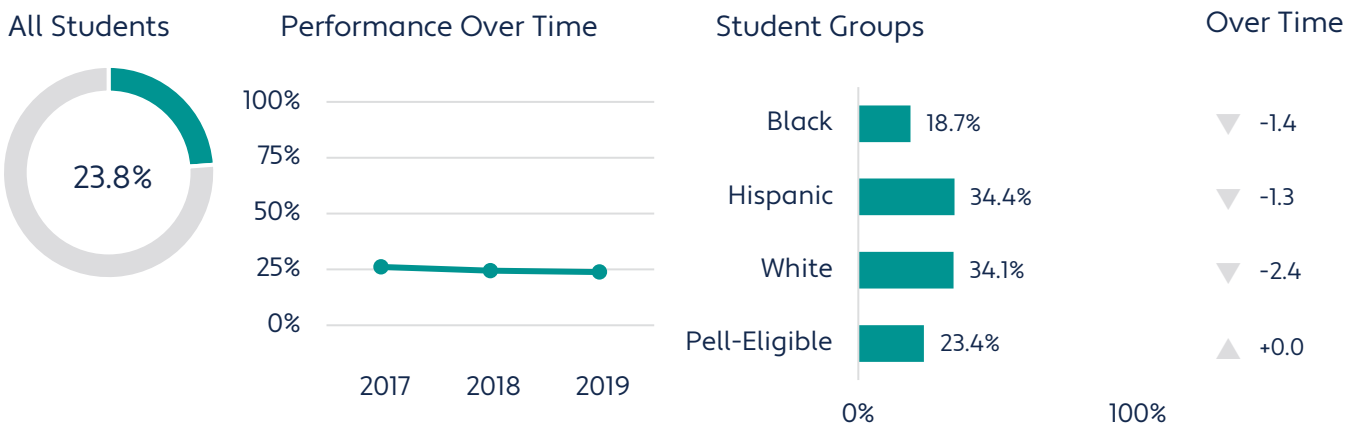
Persistence Measures

First-To-Second-Year Persistence Rate



Southwest Tennessee had the lowest percentage of Pell-eligible students earning 24 or more credits in year one of any community college.

Rate Of Students Earning At Least 24 Credits In Year One



Top Transfers To Four-Year Institutions

Total Transfers: 234

- ▶ University of Memphis: 77.6% (204)
- ▶ Middle Tennessee State University: 6.8% (18)
- ▶ University of Tennessee, Martin: 4.6% (12)

Success Measures

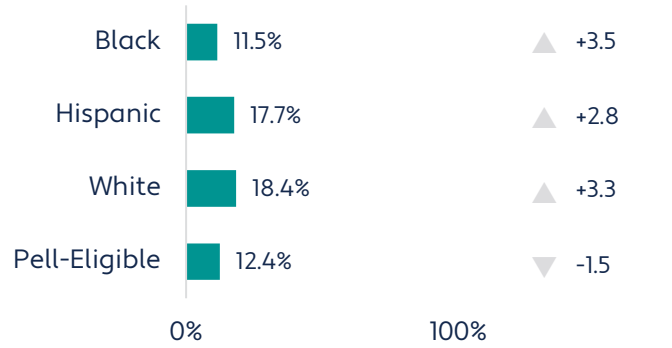
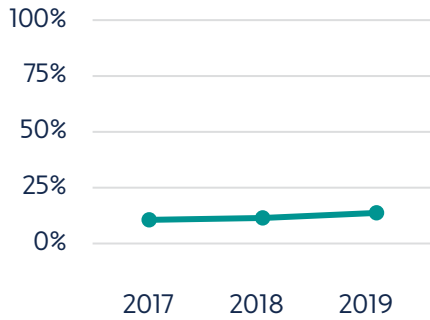
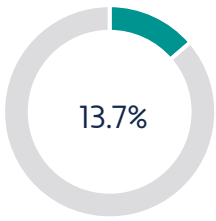
Three-Year Completion Rate

All Students

Performance Over Time

Student Groups

Change Over Time



Southwest Tennessee had the lowest overall completion rate of any community college.

Median Salary Three Years After Completion

All Students

Performance Over Time

Student Groups

Change Over Time

\$ 45,748

