

University of Tennessee at Knoxville

Institution Type

Four-Year University

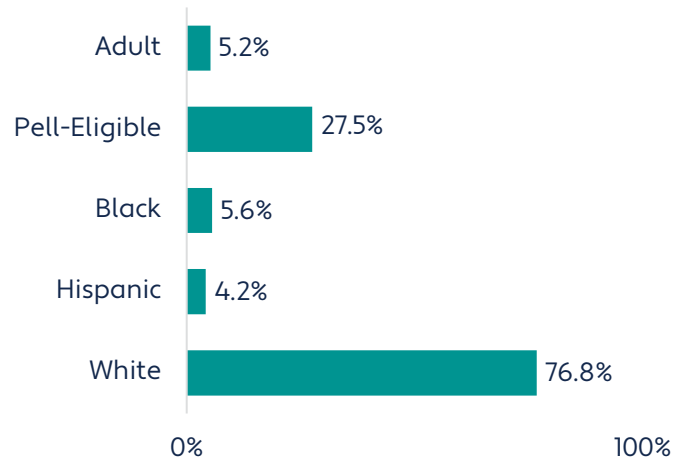
Total Undergraduate Headcount: 23,393

Top 3 Counties Enrolled

Knox County: 14.3% (746)

Williamson County: 9.5% (496)

Shelby County: 8.3% (432)



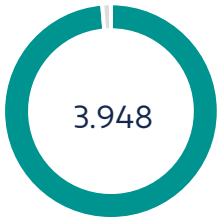
Key Takeaways

- 1 UTK served the lowest percentage of Pell-eligible students of any four-year institution.
- 2 UTK served the highest percentage of academically prepared students of any four-year institution.
- 3 UTK had the highest persistence rates for all student groups of any four-year institution.
- 4 UTK had the highest completion rates for all student groups of any four-year institution.

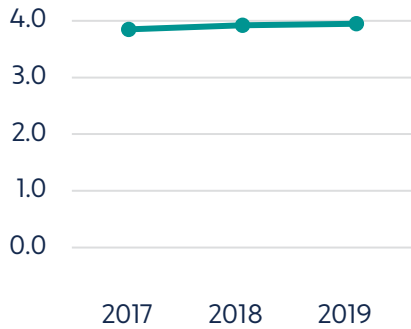
Preparation Measures

Average GPA Of Entering Students

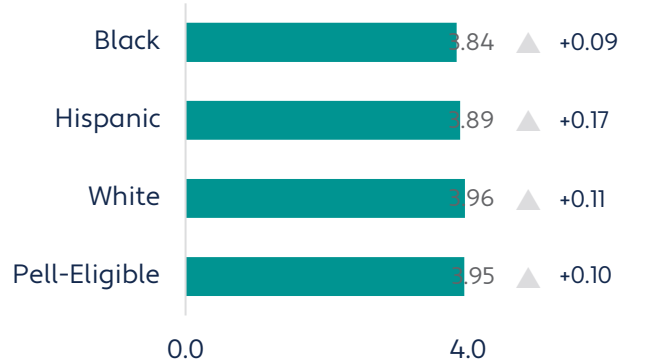
All Students



Performance Over Time

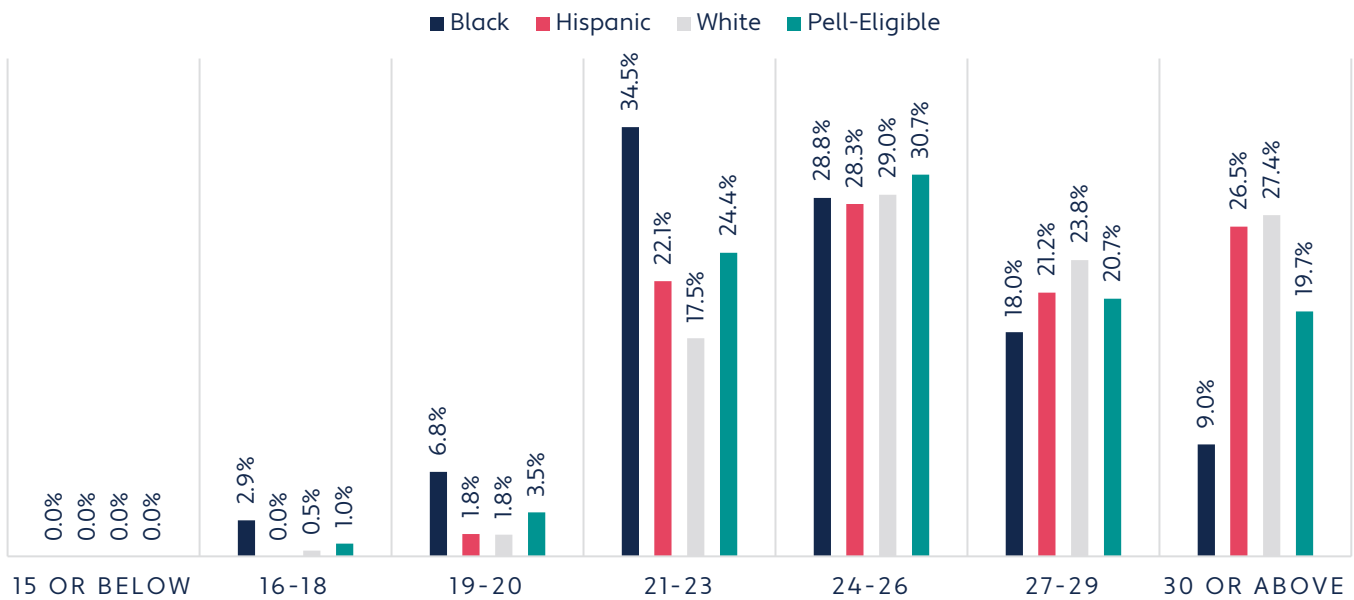


Student Groups



ACT Score Distribution Of Entering Students

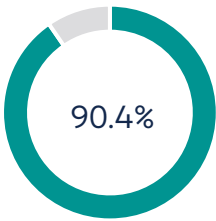
Student Groups



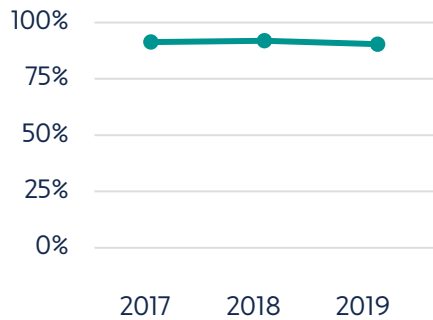
Persistence Measures

First-To-Second-Year Persistence Rate

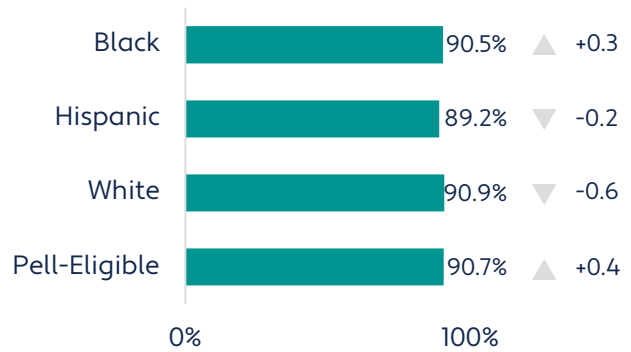
All Students



Performance Over Time



Student Groups

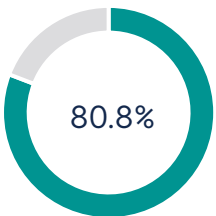


Change Over Time

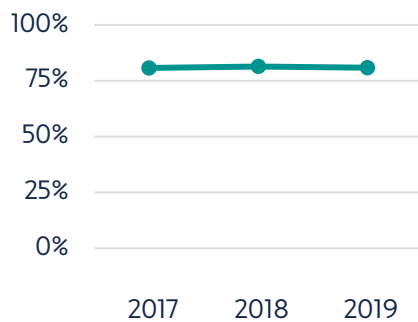
UTK had the highest persistence rates for all student groups of any four-year institution.

Rate Of Students Earning At Least 24 Credits In Year One

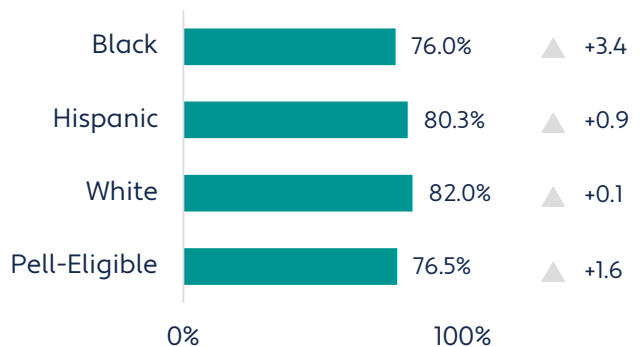
All Students



Performance Over Time



Student Groups



Change Over Time

Top Transfers From Community Colleges

Total Transfers: 364

- ▶ Mississippi State Community College: 47.2% (230)
- ▶ Walters State Community College: 17.9% (87)
- ▶ Roane State Community College: 9.7% (47)

Success Measures

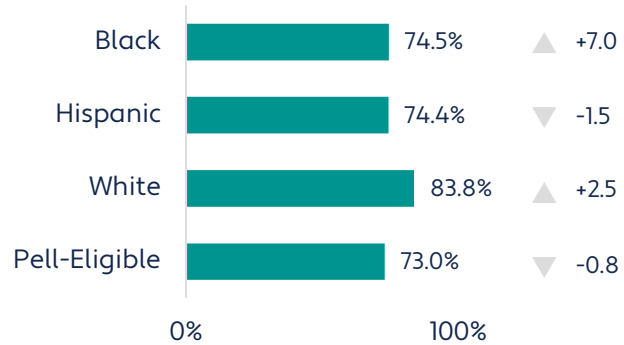
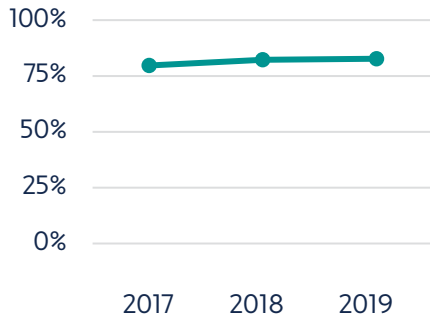
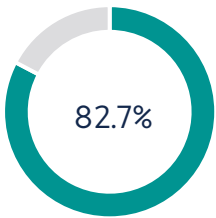
Six-Year Completion Rate

All Students

Performance Over Time

Student Groups

Change Over Time



UTK had the highest completion rates for all student groups of any four-year institution.

Median Salary Three Years After Completion

All Students

Performance Over Time

Student Groups

Change Over Time

\$ 49,036

