

University of Tennessee at Martin

Institution Type

Four-Year University

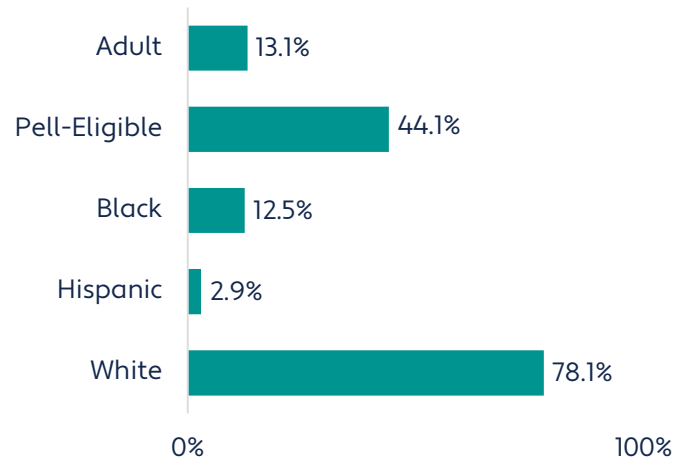
Total Undergraduate Headcount: 6,755

Top 3 Counties Enrolled

Shelby County: 9.9% (114)

Weakley County: 9.2% (106)

Gibson County: 6.4% (74)



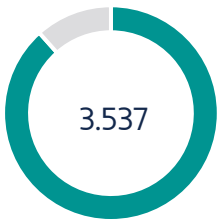
Key Takeaways

- 1 UTM served the third largest percentage of Pell-eligible students compared to other four-year institutions.
- 2 UTM had the largest decline in the percentage of Pell-eligible students earning 24 or more credits in year one of any four-year institution.
- 3 UTM had the largest decline in Black student completion of any four-year institution.
- 4 UTM had the largest decline in overall completion of any four-year institution.

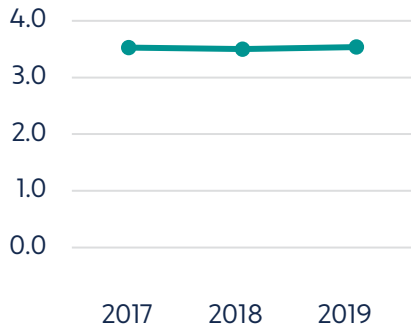
Preparation Measures

Average GPA Of Entering Students

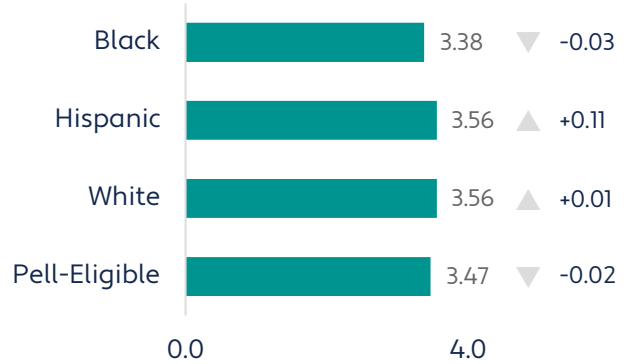
All Students



Performance Over Time



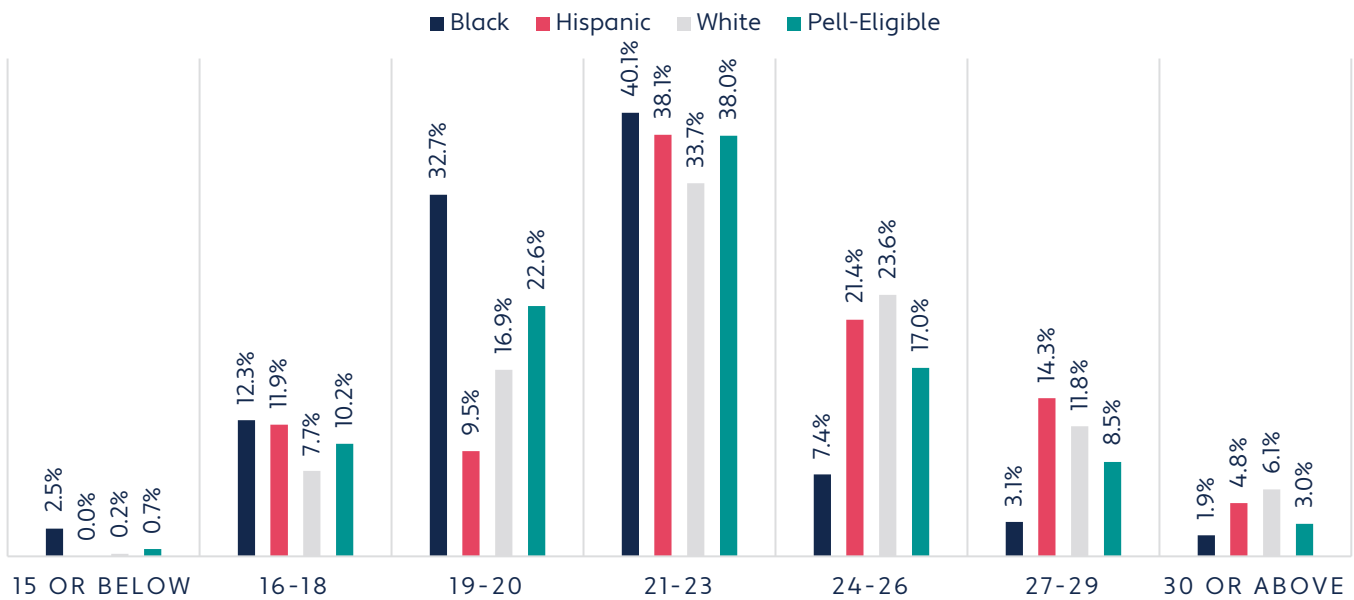
Student Groups



Change Over Time

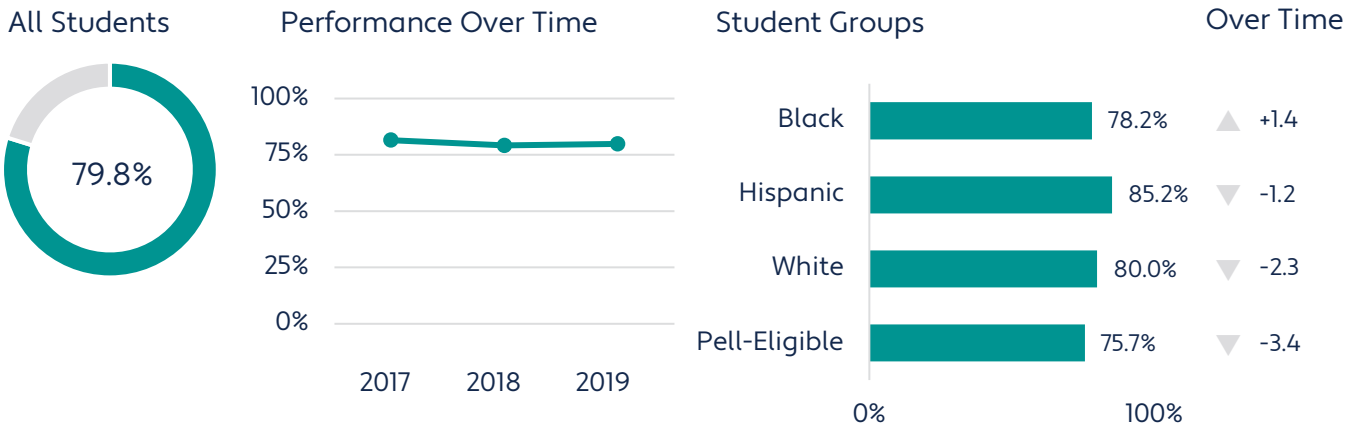
ACT Score Distribution Of Entering Students

Student Groups

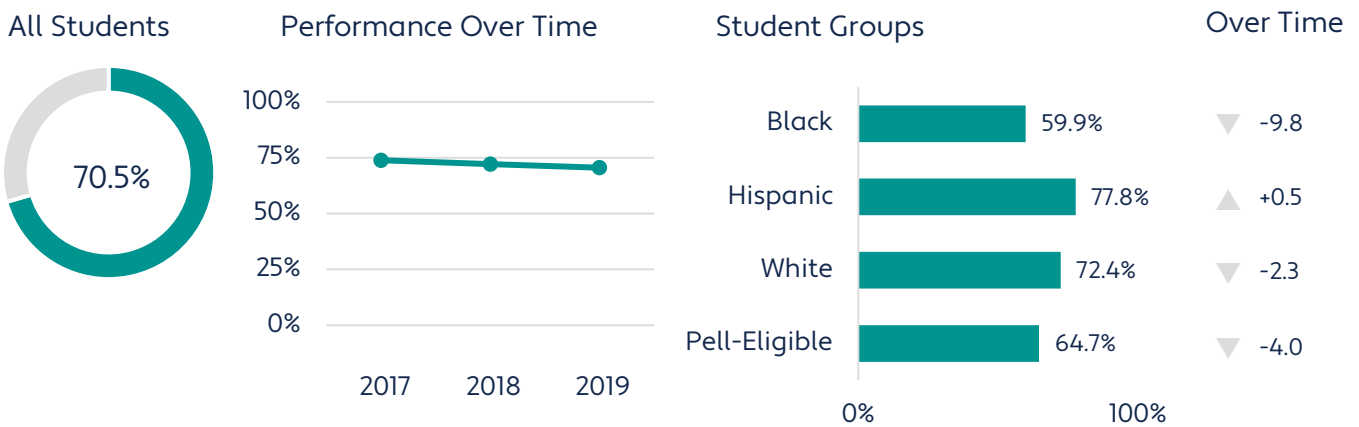


Persistence Measures

First-To-Second-Year Persistence Rate



Rate Of Students Earning At Least 24 Credits In Year One



💡 UTM had the largest decline in the percentage of Pell-eligible students earning 24 or more credits in year one of any four-year institution.

Top Transfers From Community Colleges

Total Transfers: 116

- ▶ Jackson State Community College: 42.6% (63)
- ▶ Dyersburg State Community College: 26.4% (39)
- ▶ Columbia State Community College: 9.5% (14)

Success Measures

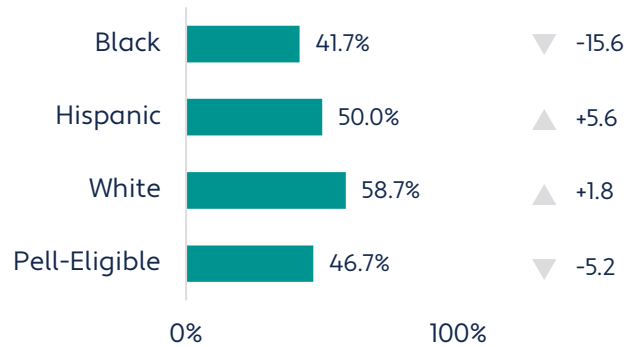
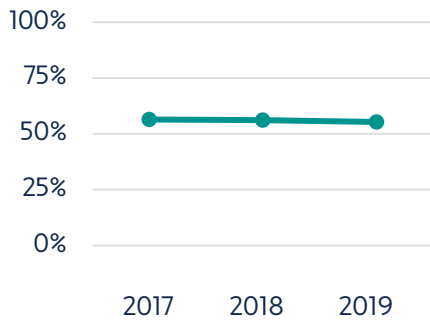
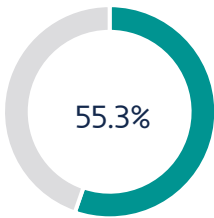
Six-Year Completion Rate

All Students

Performance Over Time

Student Groups

Change Over Time



💡 UTM had the largest decline in Black student student completion of any four-year institution.

Median Salary Three Years After Completion

All Students

Performance Over Time

Student Groups

Change Over Time

\$ 42,161

