

University of Memphis

Institution Type

Four-Year University

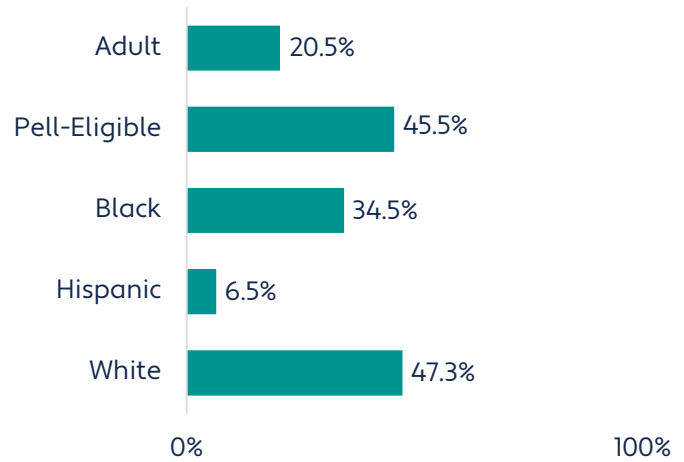
Total Undergraduate Headcount: 17,599

Top 3 Counties Enrolled

Shelby County: 59% (1,543)

Tipton County: 4.4% (115)

Davidson County: 3.1% (83)



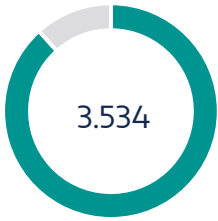
Key Takeaways

- 1 The University of Memphis served the highest percentage of Pell-eligible students of any four-year institution.
- 2 The University of Memphis had the largest growth in Hispanic student persistence of any four-year institution.
- 3 The University of Memphis had the largest growth in the percentage of Black students earning 24 or more credits in year one of any four-year institution.
- 4 The University of Memphis had the largest growth in Black student and Pell-eligible student completion of any four-year institution.

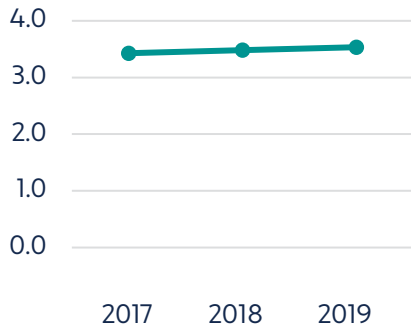
Preparation Measures

Average GPA Of Entering Students

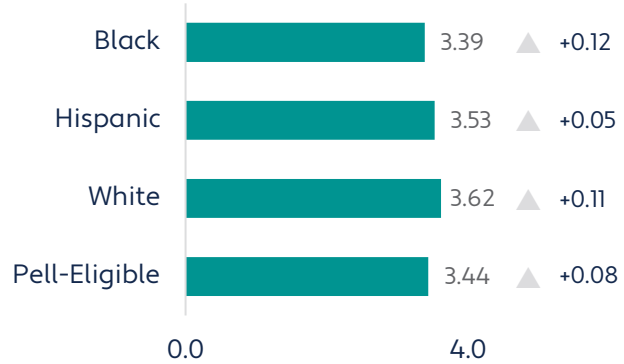
All Students



Performance Over Time



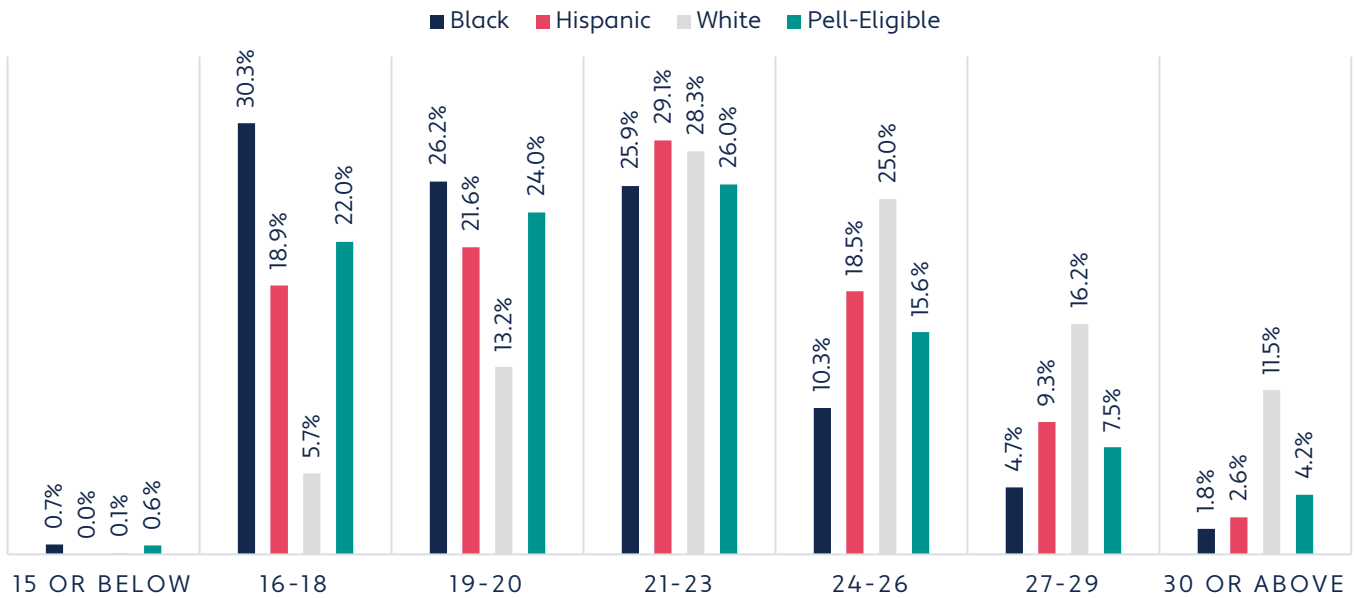
Student Groups



Change Over Time

ACT Score Distribution Of Entering Students

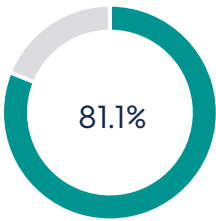
Student Groups



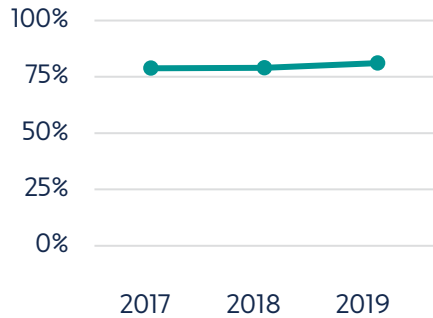
Persistence Measures

First-To-Second-Year Persistence Rate

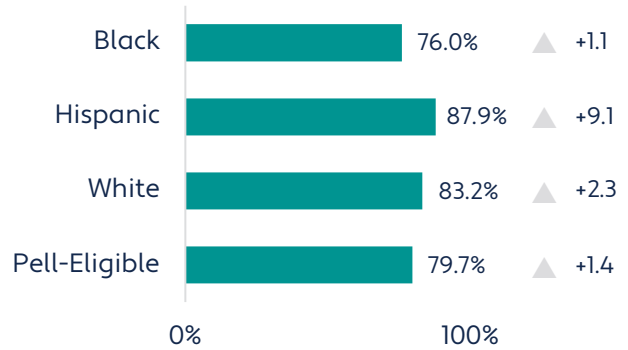
All Students



Performance Over Time



Student Groups

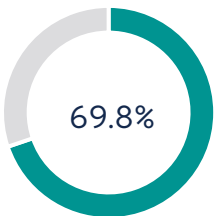


Change Over Time

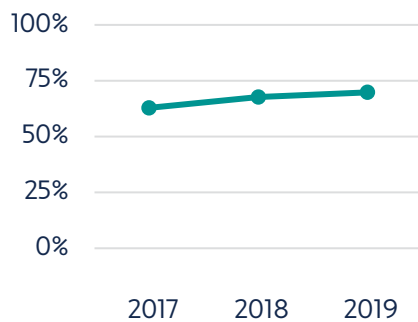
The University of Memphis had the largest growth in Hispanic student persistence of any four-year institution.

Rate Of Students Earning At Least 24 Credits In Year One

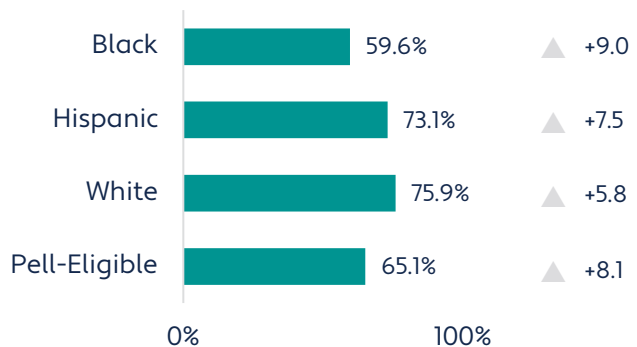
All Students



Performance Over Time



Student Groups



Change Over Time

Top Transfers From Community Colleges

Total Transfers: 270

- ▶ Southwest Tennessee Community College: 72.6% (204)
- ▶ Jackson State Community College: 15.3% (43)
- ▶ Dyersburg State Community College: 8.2% (23)

Success Measures

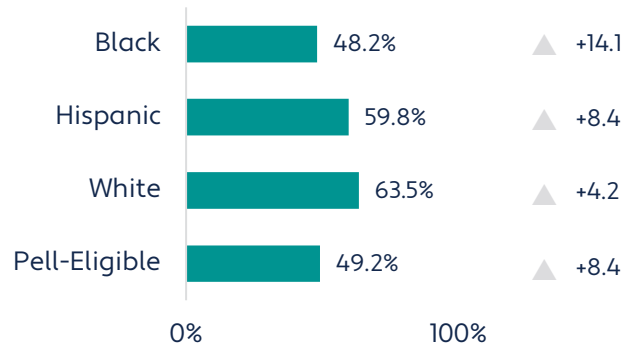
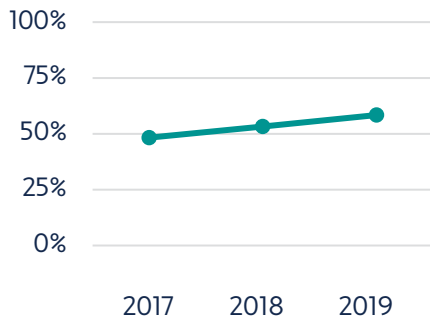
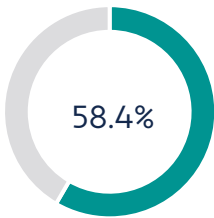
Six-Year Completion Rate

All Students

Performance Over Time

Student Groups

Change Over Time



💡 The University of Memphis had the largest growth in Black student and Pell-eligible student completion of any four-year institution.

Median Salary Three Years After Completion

All Students

Performance Over Time

Student Groups

Change Over Time

\$ 46,941

