

# Walters State Community College

## Institution Type

TBR Community College

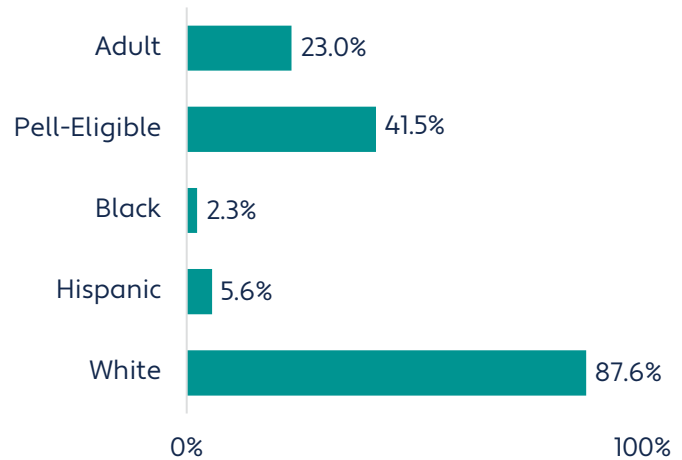

Total Undergraduate Headcount: 6,327

## Top 3 Counties Enrolled

Hamblen County: 20.5% (331)

Sevier County: 19% (307)

Greene County: 12.9% (208)



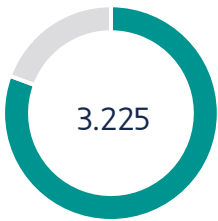
## Key Takeaways

- 1 Walters State served the lowest percentage of Black students of any community college.
- 2 Walters State was tied for the highest overall persistence rate of any community college.
- 3 Walters State had the highest Hispanic student persistence rate of any community college.
- 4 Walters State had above average growth in completion for Black students.

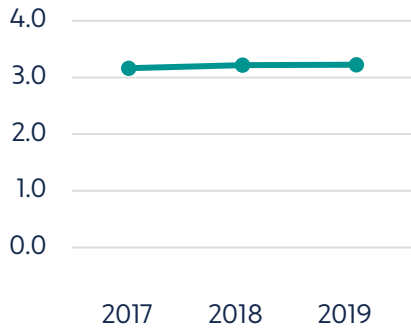
# Preparation Measures

## Average GPA Of Entering Students

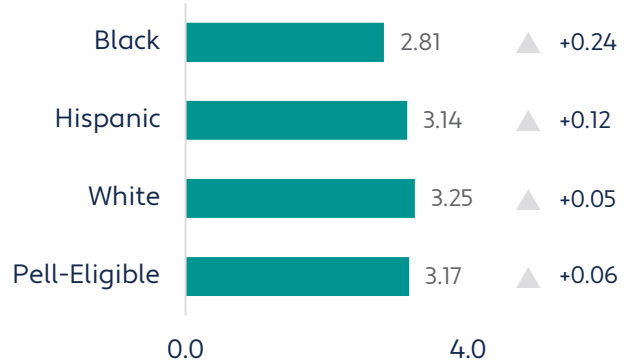
All Students



Performance Over Time



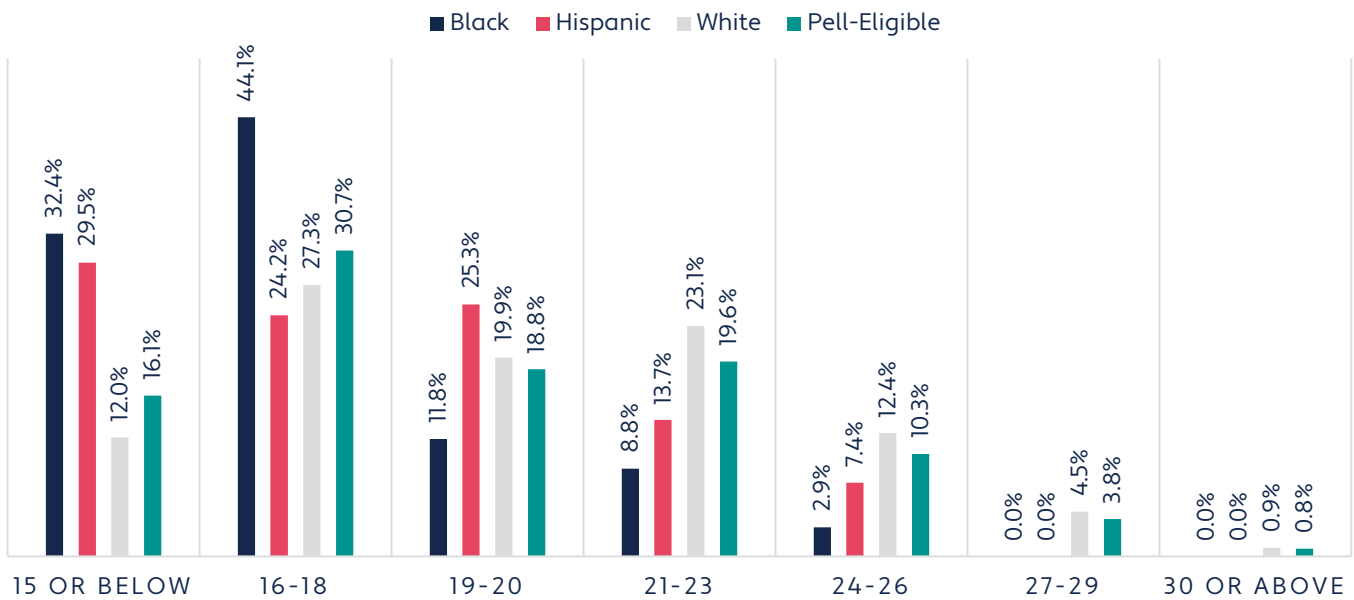
Student Groups



Change Over Time

## ACT Score Distribution Of Entering Students

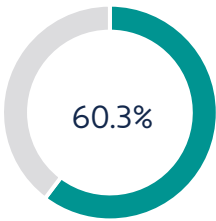
Student Groups



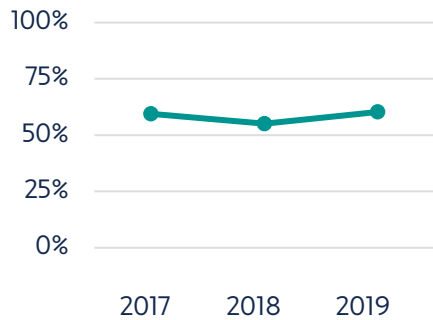
# Persistence Measures

## First-To-Second-Year Persistence Rate

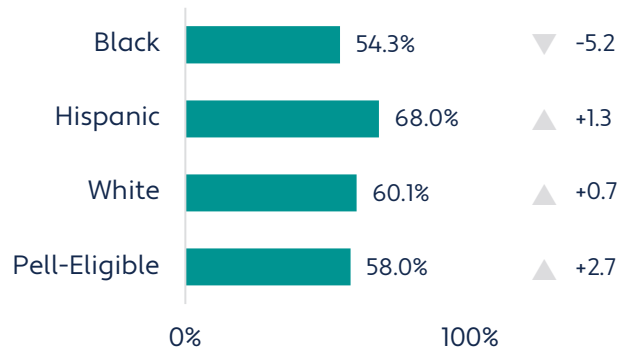
All Students



Performance Over Time



Student Groups

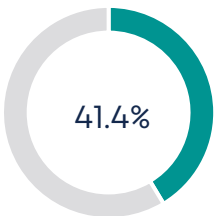


Change Over Time

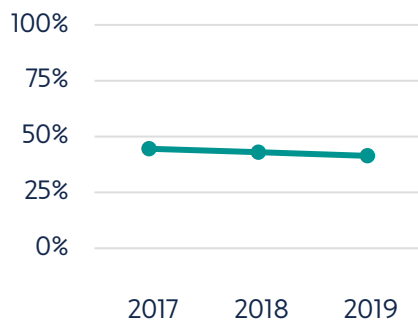
**Walters State had the highest Hispanic student persistence rate of any community college.**

## Rate Of Students Earning At Least 24 Credits In Year One

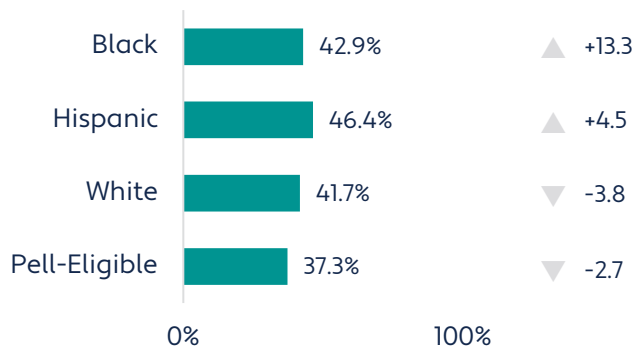
All Students



Performance Over Time



Student Groups



Change Over Time

## Top Transfers To Four-Year Institutions

Total Transfers: 236

- ▶ East Tennessee State University: 51.9% (137)
- ▶ University of Tennessee, Knoxville: 33% (87)
- ▶ Middle Tennessee State University: 4.5% (12)

# Success Measures

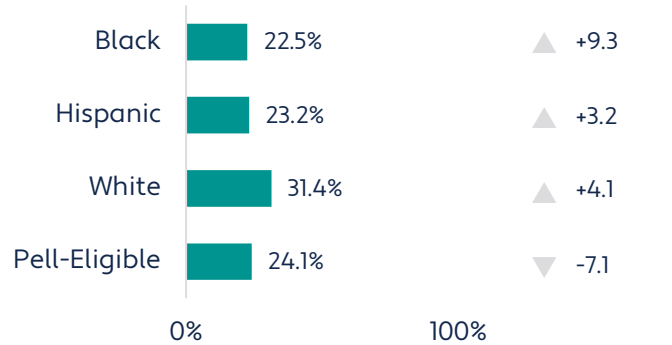
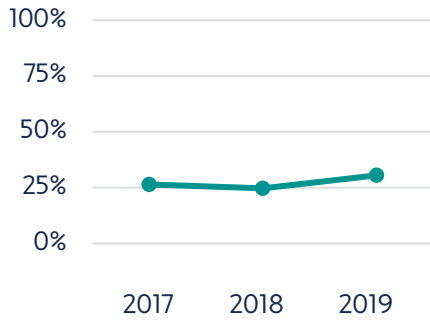
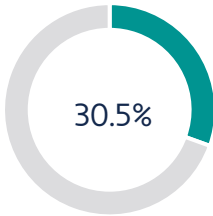
## Three-Year Completion Rate

All Students

Performance Over Time

Student Groups

Change Over Time



Walters State had above average growth in completion for Black students.

## Median Salary Three Years After Completion

All Students

Performance Over Time

Student Groups

Change Over Time

\$ 41,888

