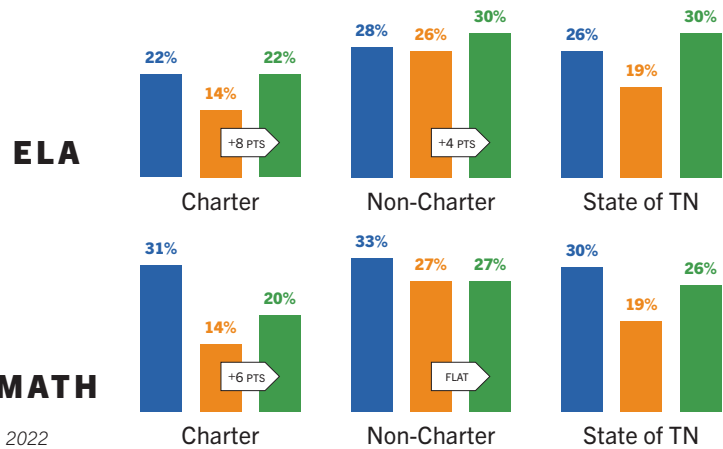
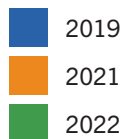


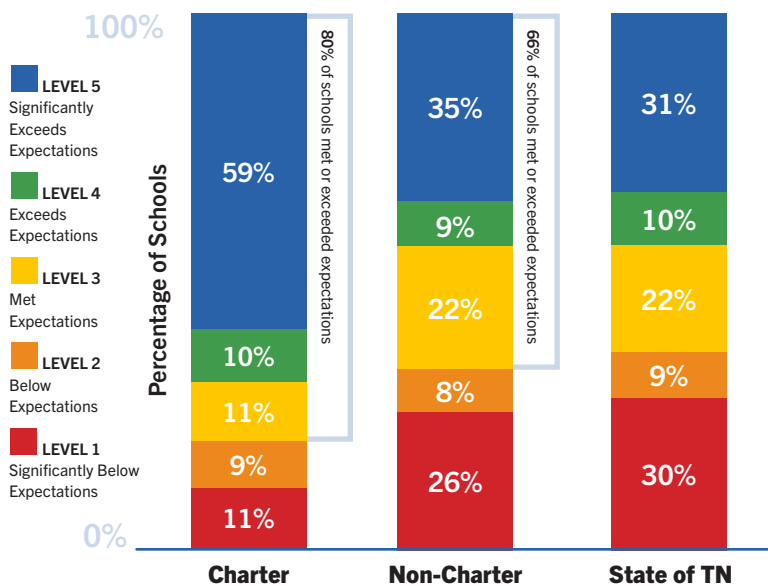
## Tennessee Public Charter School Achievement and Growth

When charter students returned to the classroom in 2022, they saw significant rebounds in performance across both English Language Arts (ELA) and math. This growth came after large drops in student performance during the height of the pandemic in the 2020-2021 year when most public charter schools offered only remote instruction in accordance with district plans.

Public Charter Students Grew More Than District Peers After COVID Declines



Source: Tennessee Department of Education, 2022



80 Percent of Public Charters Met or Exceeded Growth Expectations

Compared to district and state peers, public charter schools had a larger proportion of schools meeting or exceeding student growth expectations in 2022 — 80 percent compared to 66 and 61 percent, respectively. The Tennessee Value-Added Assessment System (TVAAS) measures student growth year over year. When paired with achievement results, TVAAS as a growth measure offers a complete picture of student learning and the potential for improving success rates.

Source: Tennessee Department of Education, 2022

Charter and non-charter data is not inclusive of the Achievement School District (ASD). Non-charter data reflects performance of non-charter schools in districts with public charter options.

