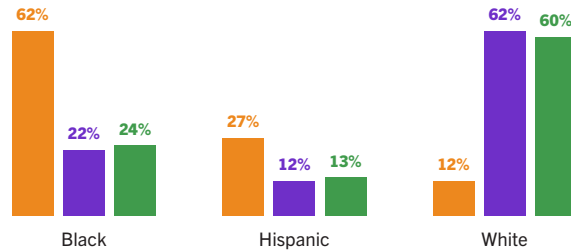
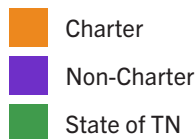


## 2022 Tennessee Public Charter School Demographics



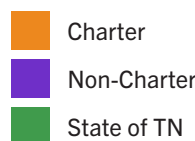
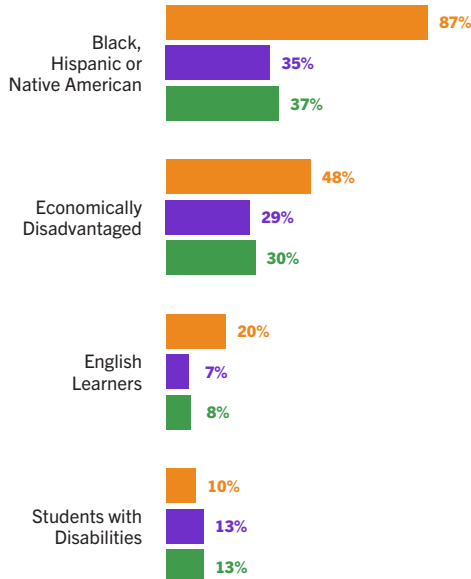
Public charter schools serve more students from historically underserved groups — including Black, Hispanic, and economically disadvantaged students — than their traditional public school peers.

Public Charter Schools Serve More Students of Color Than District and State Peers



Source: Tennessee Department of Education, 2022

Additionally, public charter schools serve larger proportions of students who are economically disadvantaged. In 2022, one out of every two students attending a Tennessee public charter school were economically disadvantaged. Additionally, public charters serve nearly triple the share of English Learner students compared to traditional public schools in Tennessee. However, public charter schools serve fewer students with disabilities than their peers.



Source: Tennessee Department of Education, 2022

Public Charter Schools Serve More Historically Disadvantaged Students Compared to District and State Peers

