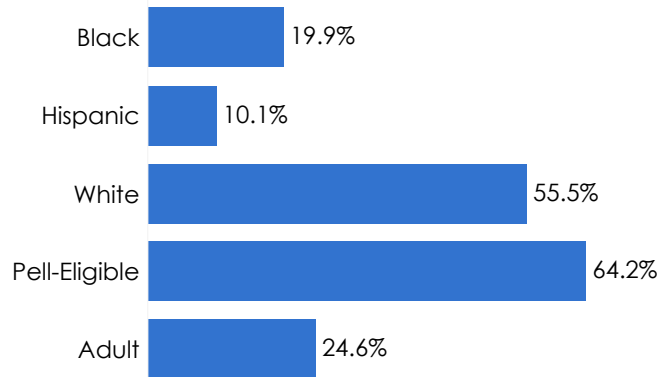


Austin Peay State University



Total Undergraduate Headcount: 8,254



Top 3 Counties Enrolled

Montgomery	593
Davidson	77
Robertson	71

Key Takeaways

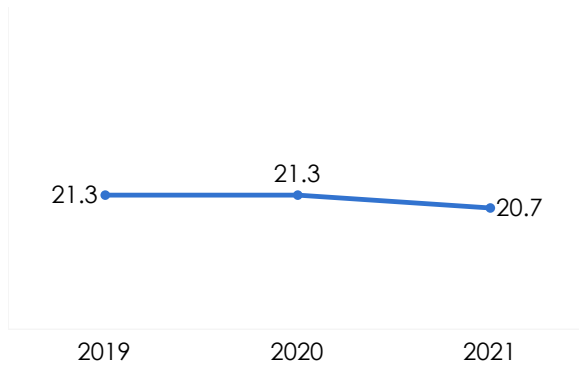
- 1** In Fall 2022, Austin Peay State University enrolled the highest percentages of Hispanic students and adult students of any Tennessee public four-year institution (10.1 percent, 24.6 percent).
- 2** In Fall 2022, Austin Peay State University enrolls the third highest percentage of Pell-eligible students across all Tennessee public four-year institutions (64.2 percent).
- 3** Austin Peay State University had the highest growth in the first-to-second-year retention rate of Black students of any Tennessee public four-year institution (1.5 points).
- 4** Austin Peay State University had the greatest decline in the six-year graduation rate of Pell-eligible students of any Tennessee public four-year institution (3.2 points).



Preparation Measures

Average ACT Of Entering Students

All Students Performance Over Time



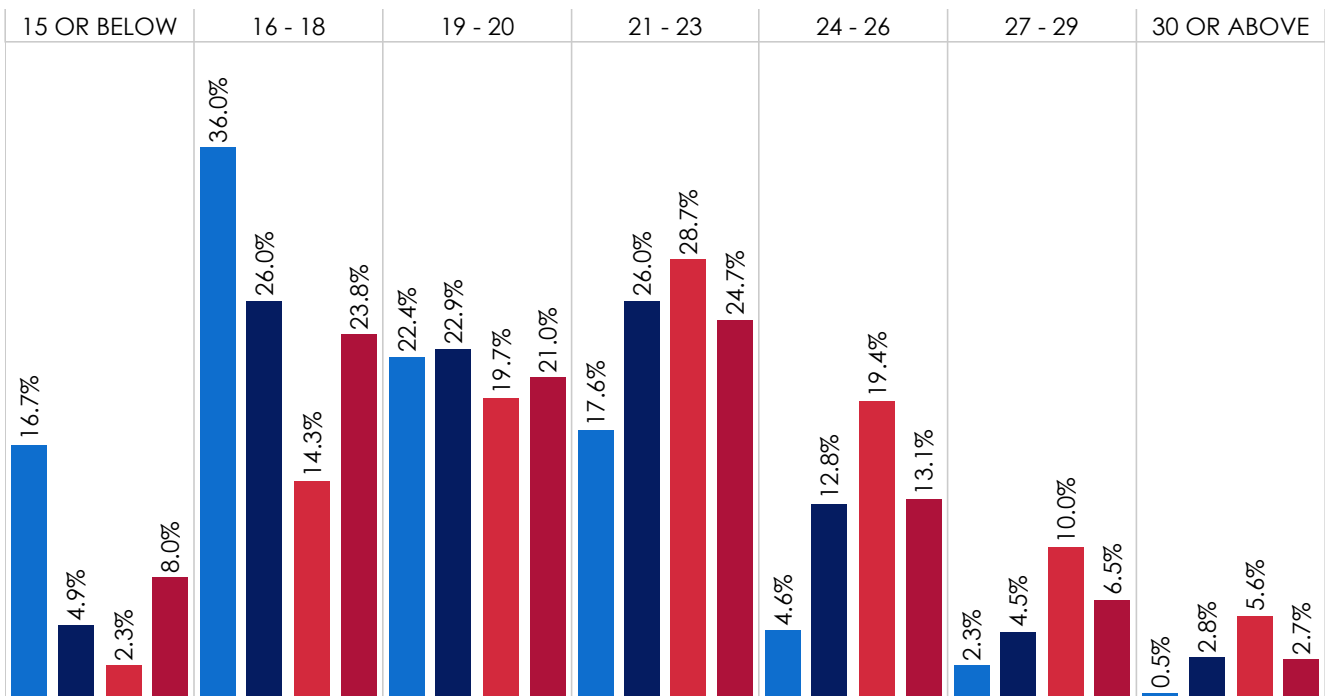
2021 Performance By Student Group



ACT Score Distribution Of Entering Students

By Student Group

■ Black
 ■ Hispanic
 ■ White
 ■ Pell-Eligible

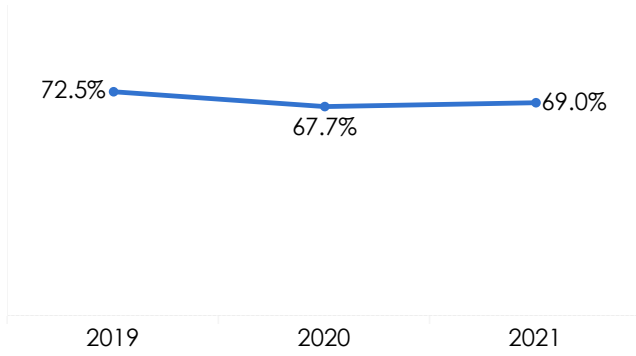




Persistence Measures

First-To-Second Year Retention Rate

All Students Performance Over Time

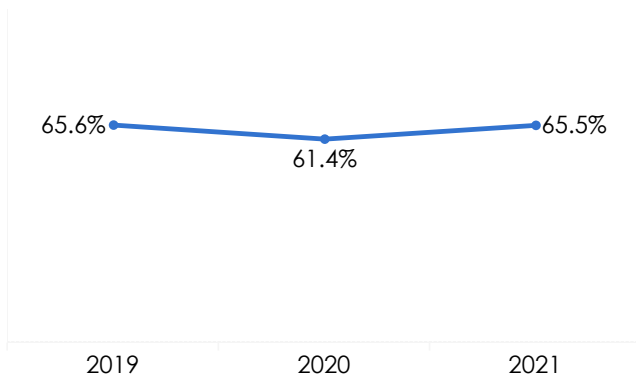


2021 Performance By Student Group

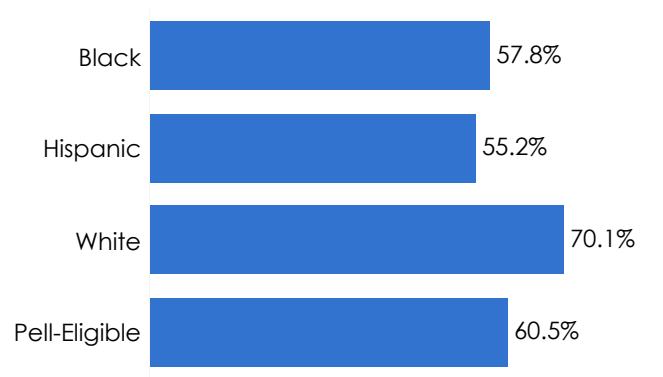


Rate Of Students Earning At Least 24 Credits In Year One

All Students Performance Over Time



2021 Performance By Student Group



Top Transfers From Community Colleges

Total Transfers: 168

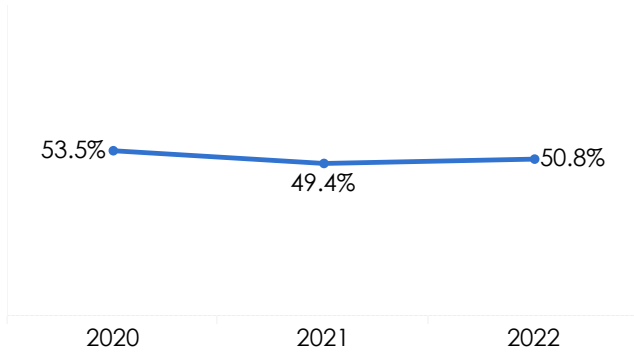
Nashville State	40.5%
Volunteer State	20.2%
Columbia State	10.7%



Success Measures

Six-Year Completion Rate

All Students Performance Over Time

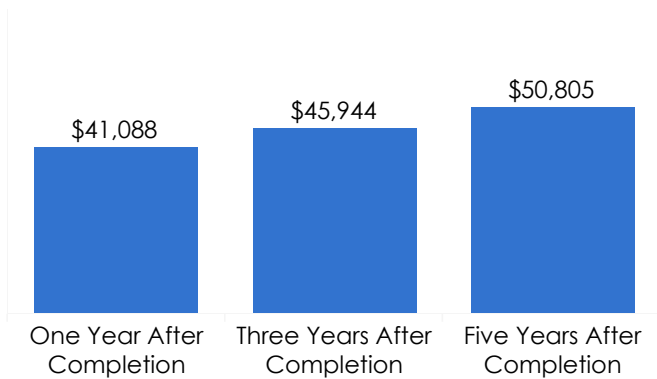


2022 Performance By Student Group



Annual Wage One, Three, and Five Years After Completion

All Students Performance Over Time



Student Groups Five Years After Completion

