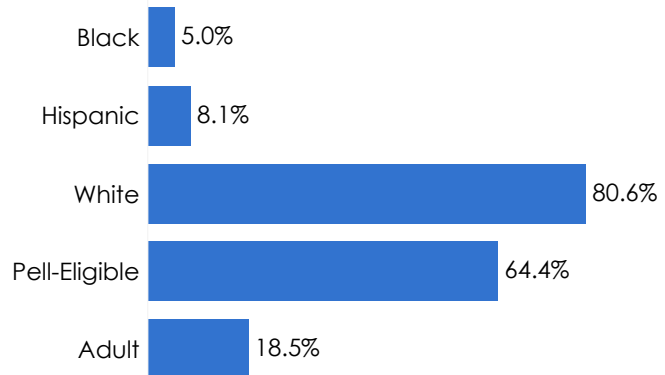


Cleveland State Community College



Total Undergraduate Headcount: 3,217



Top 3 Counties Enrolled

Bradley	379
McMinn	136
Monroe	69

Key Takeaways

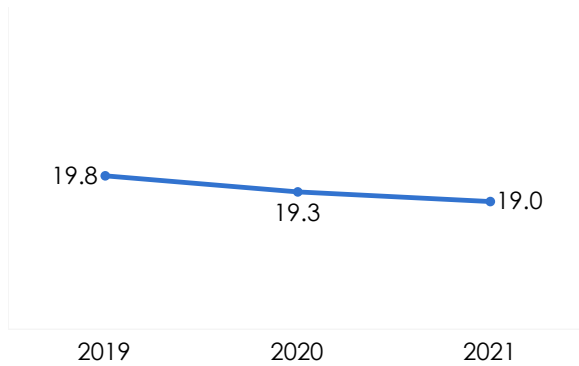
- 1** In Fall 2022, Cleveland State Community College enrolled the second lowest number of students across all Tennessee public community colleges (3,217).
- 2** Cleveland State Community College had the highest first-to-second-year retention rate of Pell-eligible students in the entering cohort of 2021 of any Tennessee public community college (56.9 percent).
- 3** Cleveland State Community College had the highest growth in the first-to-second-year retention rate of any Tennessee public community college (5.2 points).
- 4** Cleveland State Community College had the highest growth in the rate of 24 credits accumulated in the first year of any Tennessee public community college (4.9 points).



Preparation Measures

Average ACT Of Entering Students

All Students Performance Over Time



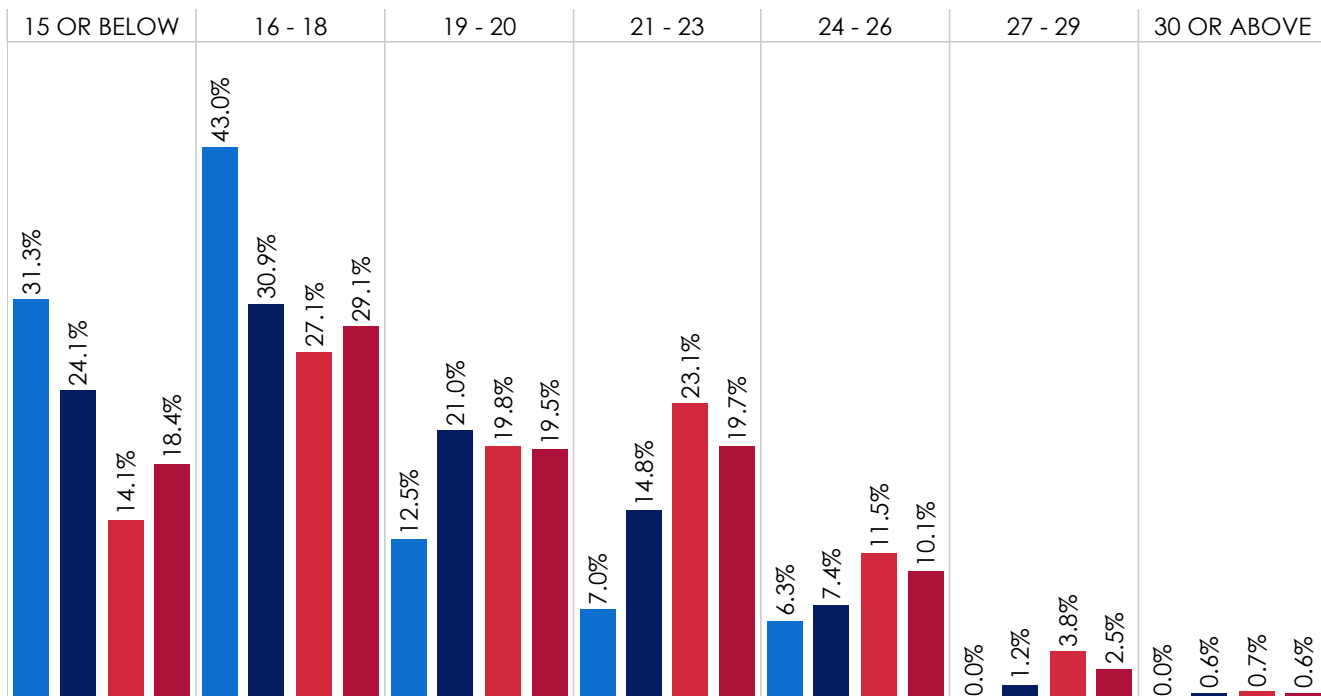
2021 Performance By Student Group



ACT Score Distribution Of Entering Students

By Student Group

■ Black
 ■ Hispanic
 ■ White
 ■ Pell-Eligible

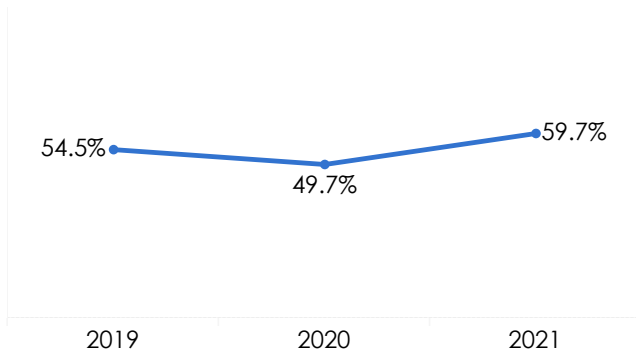




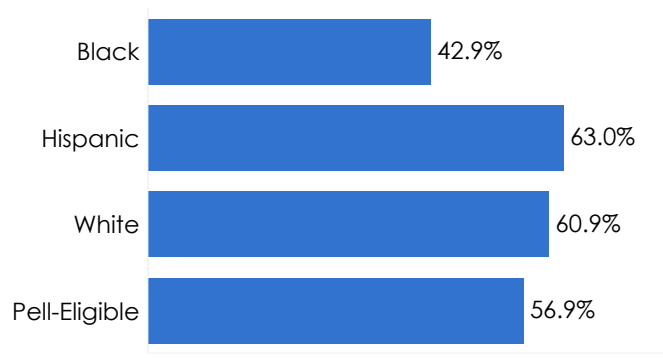
Persistence Measures

First-To-Second Year Retention Rate

All Students Performance Over Time

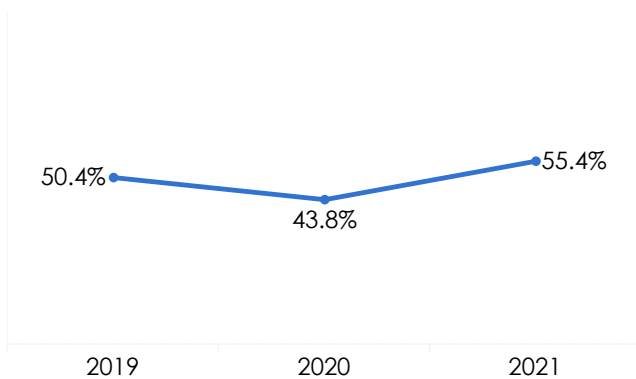


2021 Performance By Student Group

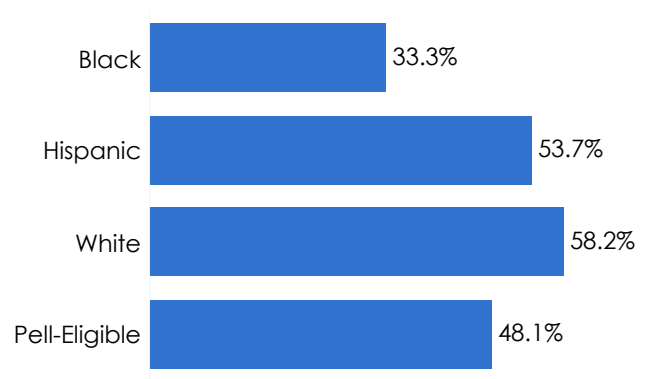


Rate Of Students Earning At Least 24 Credits In Year One

All Students Performance Over Time



2021 Performance By Student Group



Top Transfers To Four-Year Institutions

Total Transfers: 130

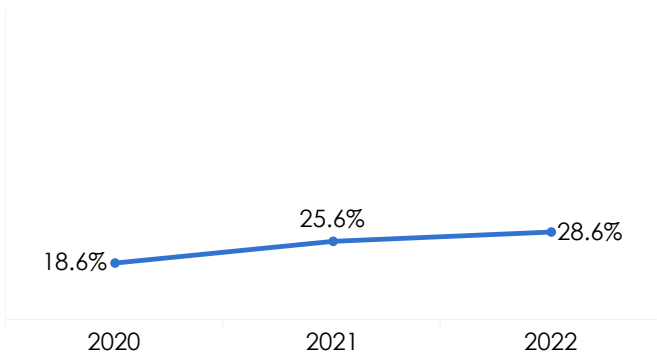
University of Tennessee-Chattanooga	51.5%
University of Tennessee-Knoxville	20.8%
East Tennessee State University	10.8%



Success Measures

Three-Year Completion Rate

All Students Performance Over Time

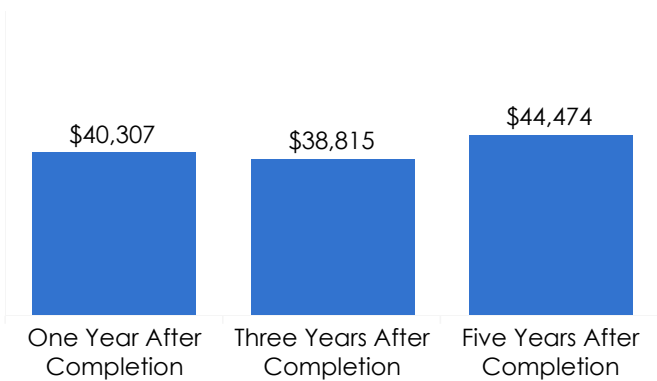


2022 Performance By Student Groups



Annual Wage One, Three, and Five Years After Completion

All Students Performance Over Time



Student Groups Five Years After Completion

