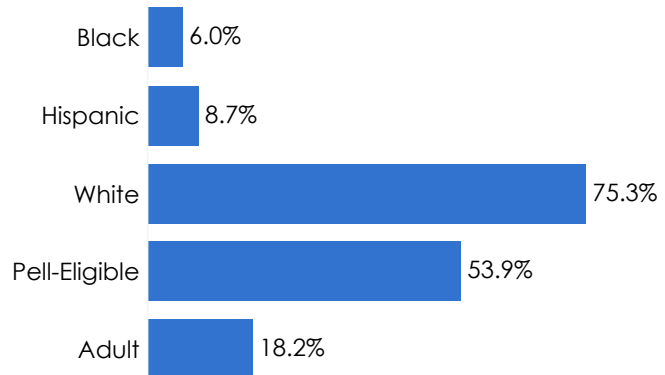


# Columbia State Community College



**Total Undergraduate Headcount: 5,158**



## Top 3 Counties Enrolled

Williamson	486
Maury	268
Lawrence	125

## Key Takeaways

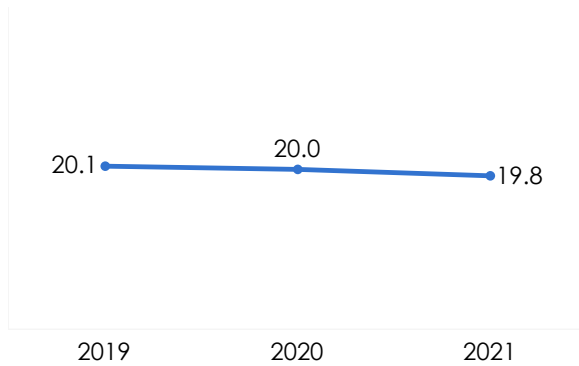
- 1** In Fall 2022, Columbia State Community College enrolled the lowest percentage of Pell-eligible students of any Tennessee public community college (53.9 percent).
- 2** Columbia State Community College's entering cohort of 2021 had the second highest average ACT score across all Tennessee public community colleges (19.8).
- 3** Columbia State Community College had the greatest decline in the rate of 24 credits accumulated in the first year of any Tennessee public community college (4.3 points).
- 4** Columbia State Community College had the second highest three-year graduation rate of Black students in the entering cohort of 2016 across all Tennessee public community colleges (28.6 percent).



## Preparation Measures

### Average ACT Of Entering Students

All Students Performance Over Time



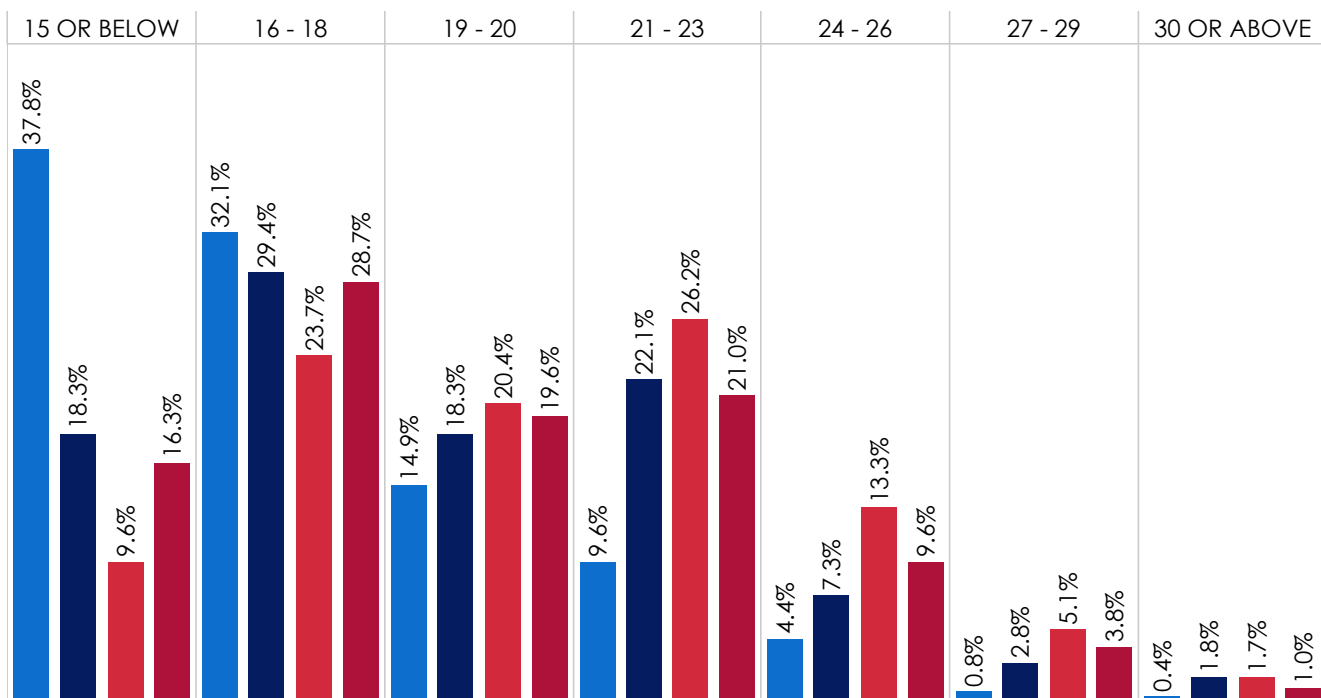
2021 Performance By Student Group



### ACT Score Distribution Of Entering Students

By Student Group

■ Black 
 ■ Hispanic 
 ■ White 
 ■ Pell-Eligible

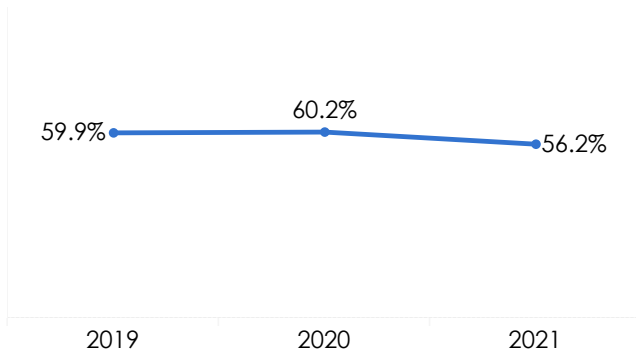




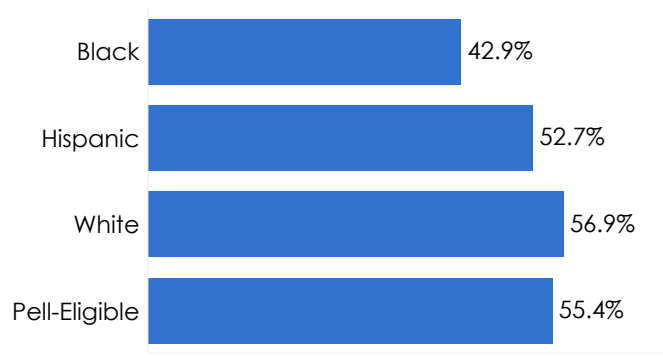
## Persistence Measures

### First-To-Second Year Retention Rate

All Students Performance Over Time

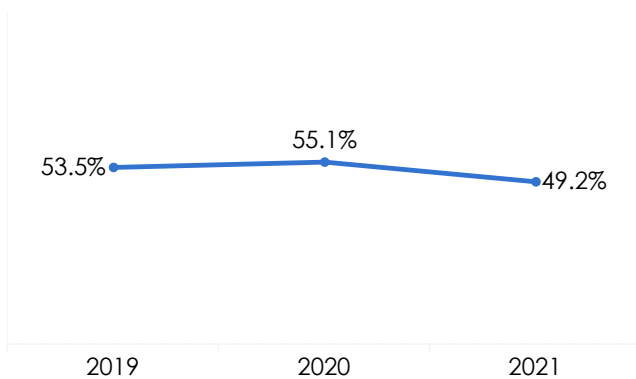


2021 Performance By Student Group

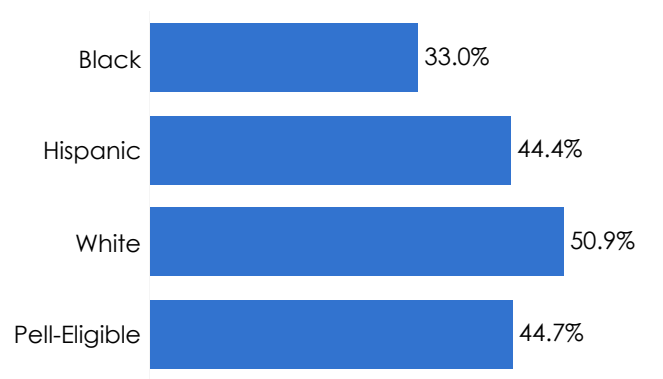


### Rate Of Students Earning At Least 24 Credits In Year One

All Students Performance Over Time



2021 Performance By Student Group



### Top Transfers To Four-Year Institutions

Total Transfers: 306

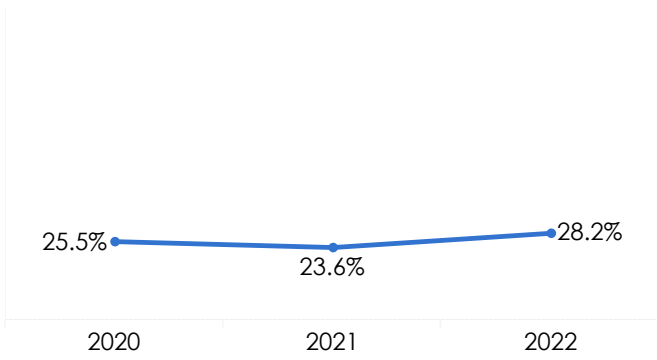
Middle Tennessee State University	52.6%
University of Tennessee-Knoxville	11.8%
University of Tennessee-Chattanooga	9.5%



## Success Measures

### Three-Year Completion Rate

All Students Performance Over Time

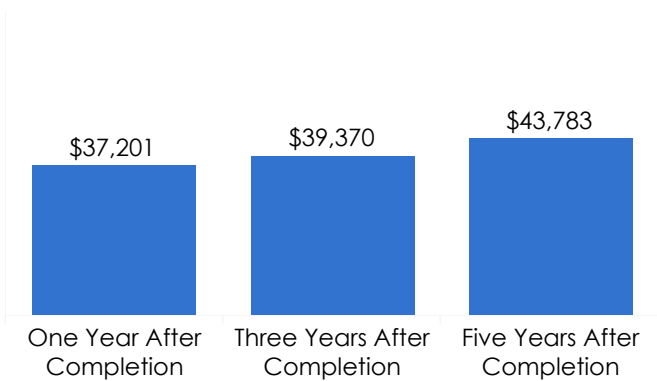


2022 Performance By Student Groups



### Annual Wage One, Three, and Five Years After Completion

All Students Performance Over Time



Student Groups Five Years After Completion

