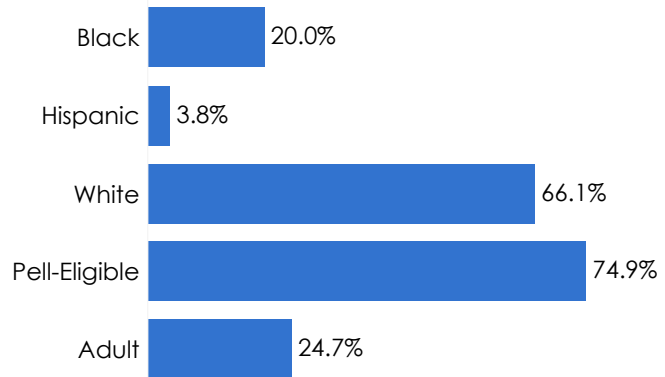


Jackson State Community College



Total Undergraduate Headcount: 3,504



Top 3 Counties Enrolled

Madison	193
Gibson	95
Henderson	80

Key Takeaways

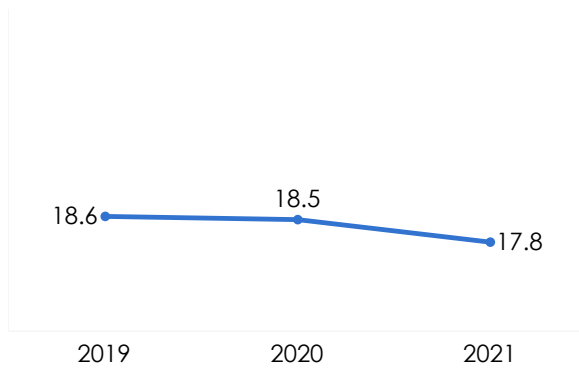
- 1** In Fall 2022, Jackson State Community College enrolled the second highest percentage of Pell-eligible students across all Tennessee public community colleges (75.9 percent).
- 2** Jackson State Community College has the highest proportion of part-time students of any Tennessee public community college (62.4 percent).
- 3** Jackson State Community College had the lowest first-to-second-year retention rate of Hispanic students for the entering cohort of 2021 of any Tennessee public community college (47.4 percent).
- 4** Jackson State Community College had the second highest median annual wage one year post-graduation for students in the class of 2021 across all Tennessee public community colleges (\$40,820).



Preparation Measures

Average ACT Of Entering Students

All Students Performance Over Time



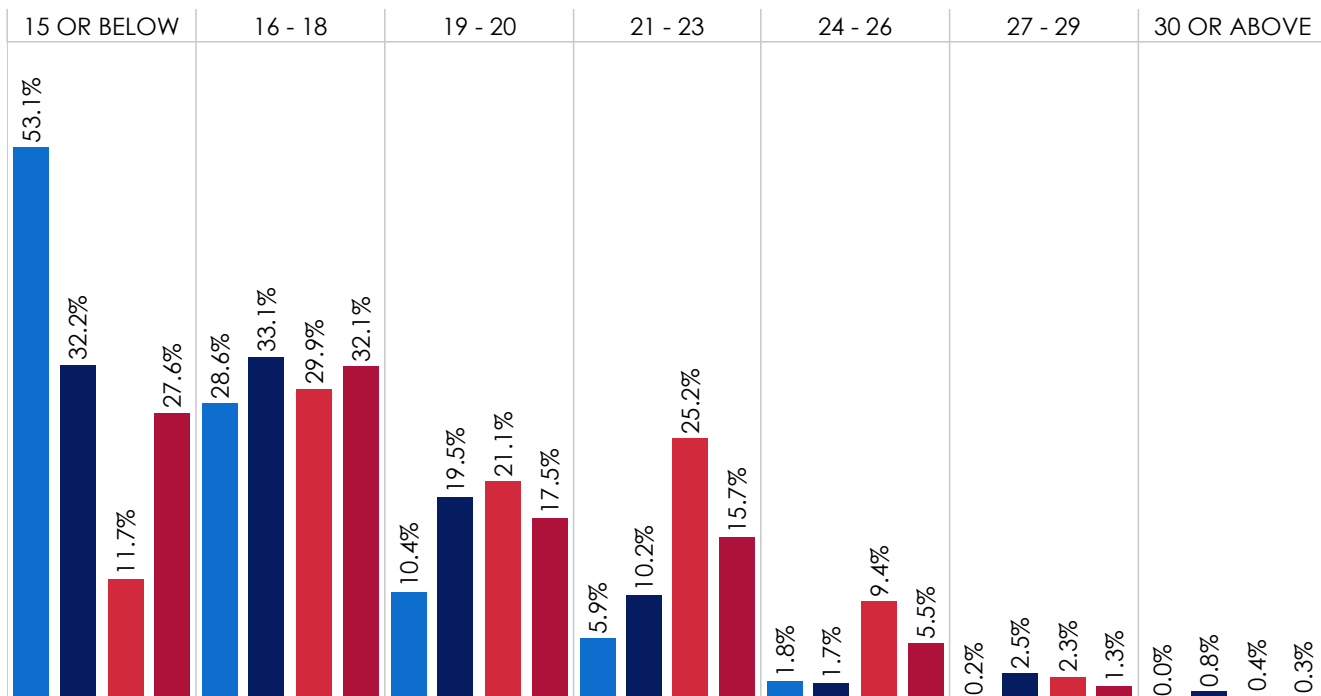
2021 Performance By Student Group



ACT Score Distribution Of Entering Students

By Student Group

■ Black
 ■ Hispanic
 ■ White
 ■ Pell-Eligible

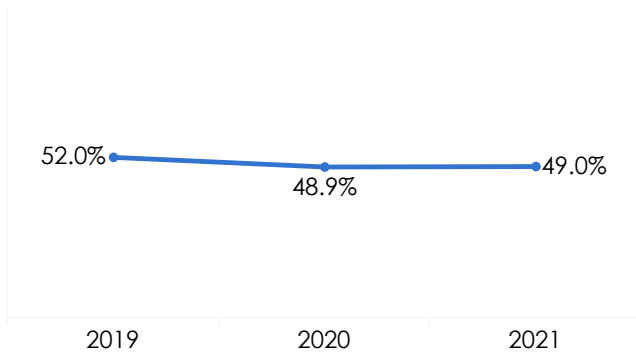




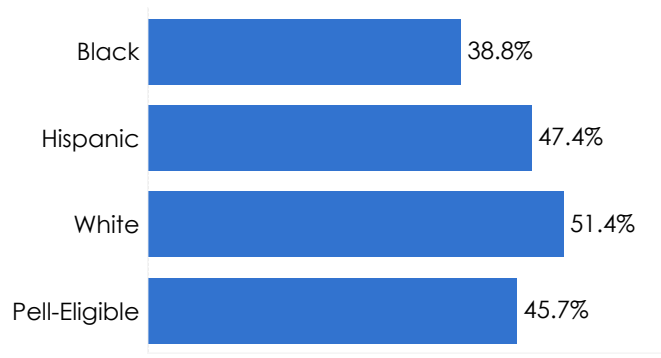
Persistence Measures

First-To-Second Year Retention Rate

All Students Performance Over Time

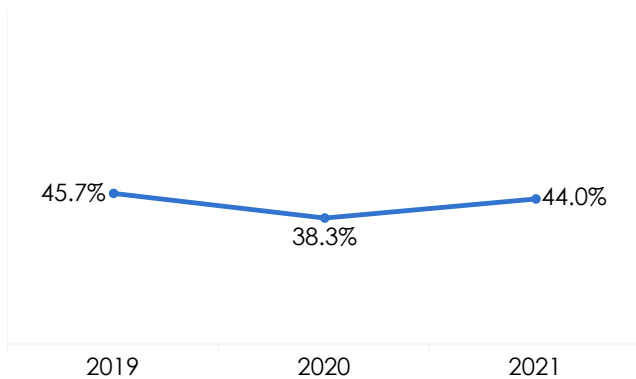


2021 Performance By Student Group

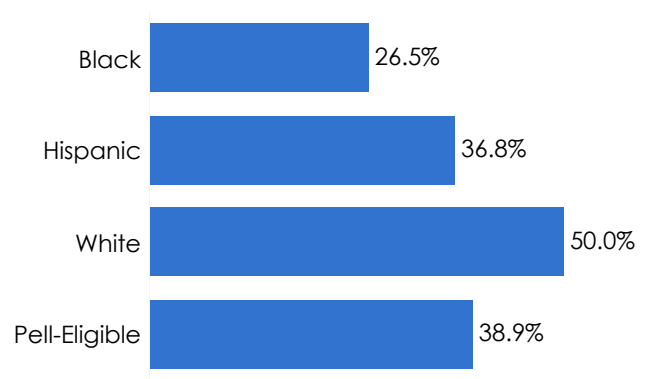


Rate Of Students Earning At Least 24 Credits In Year One

All Students Performance Over Time



2021 Performance By Student Group



Top Transfers To Four-Year Institutions

Total Transfers: 195

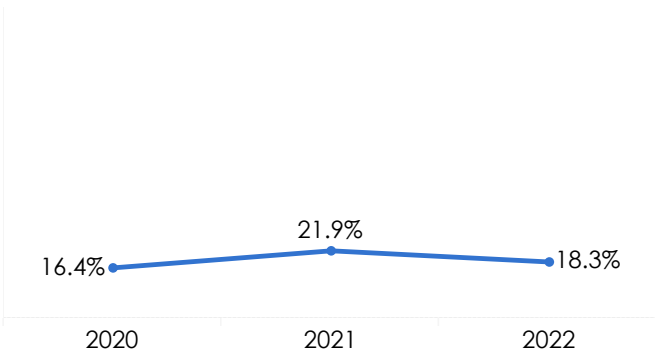
University of Memphis	36.9%
University of Tennessee-Martin	35.9%
Middle Tennessee State University	9.7%



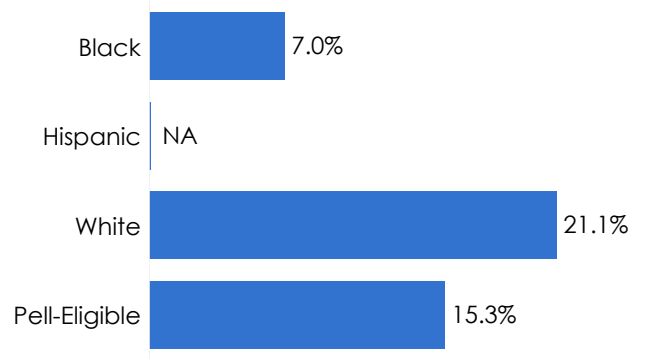
Success Measures

Three-Year Completion Rate

All Students Performance Over Time

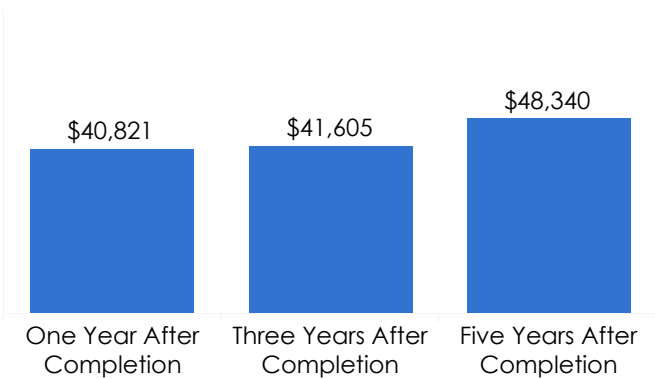


2022 Performance By Student Groups



Annual Wage One, Three, and Five Years After Completion

All Students Performance Over Time



Student Groups Five Years After Completion

