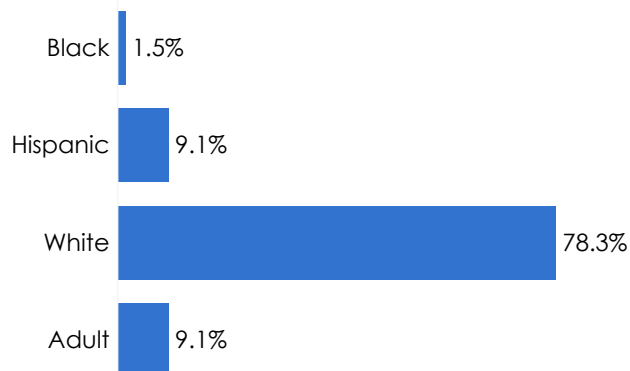


# TCAT Livingston



Total Undergraduate Headcount: 1,822



## Top 3 Counties Enrolled

Putnam	905
Overton	315
White	276

## Key Takeaways

1

In 2022-23, TCAT Livingston enrolled the lowest percentage of adult students of any Tennessee College of Applied Technology (9.1 percent).

2

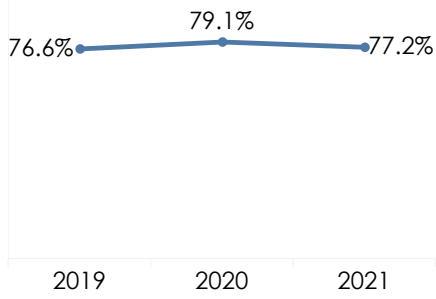
TCAT Livingston's growth in job placement rate from 2019-20 to 2021-22 was in the top 20 percent for Tennessee Colleges of Applied Technology (8.0 points).



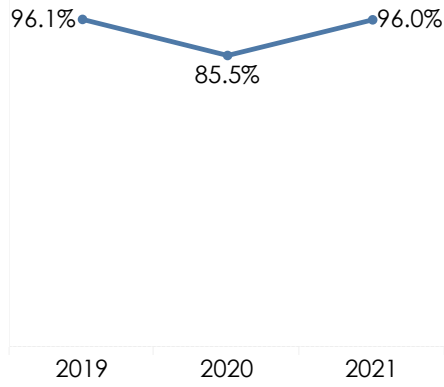
## Success Measures

### Completion Rate

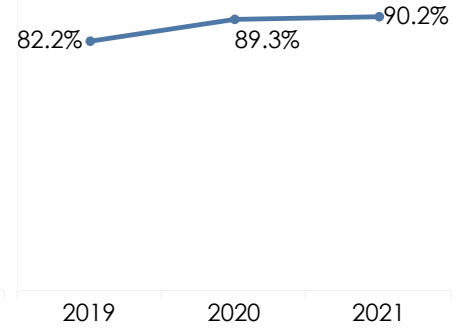
All Students Performance Over Time



### Licensure Exam Pass Rate

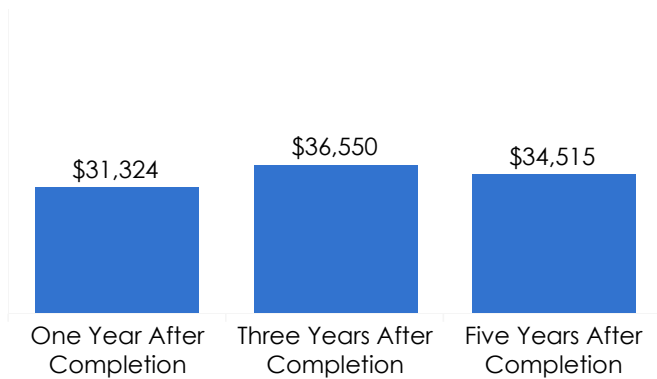


### Job Placement Rate



## Annual Wage One, Three, and Five Years After Completion

All Students Performance Over Time



Student Groups Five Years After Completion

