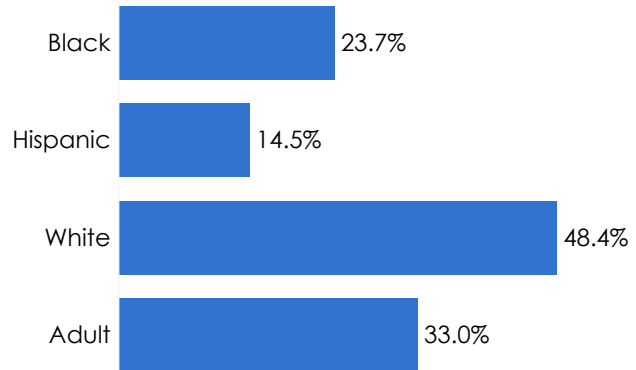


TCAT Nashville



Total Undergraduate Headcount: 1,407



Top 3 Counties Enrolled

Davidson	500
Sumner	182
Robertson	102

Key Takeaways



In Fall 2022, TCAT Nashville enrolled the second highest percentage of Hispanic students across all Tennessee Colleges of Applied Technology (14.5 percent).



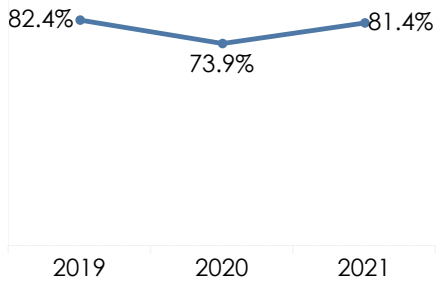
TCAT Nashville's median annual wage five years post-graduation for Black students in the class of 2017 was in the top 20 percent for Tennessee Colleges of Applied Technology (\$37,090).



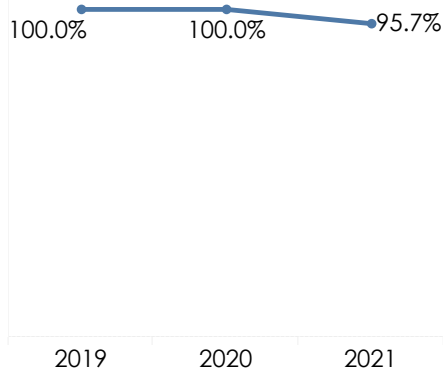
Success Measures

Completion Rate

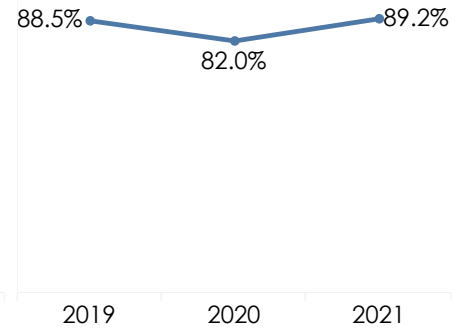
All Students Performance Over Time



Licensure Exam Pass Rate

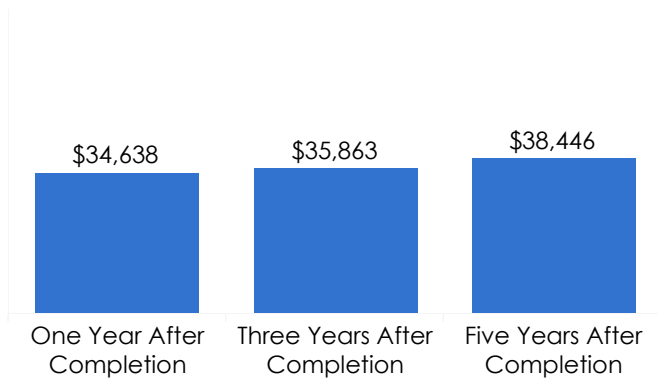


Job Placement Rate



Annual Wage One, Three, and Five Years After Completion

All Students Performance Over Time



Student Groups Five Years After Completion

