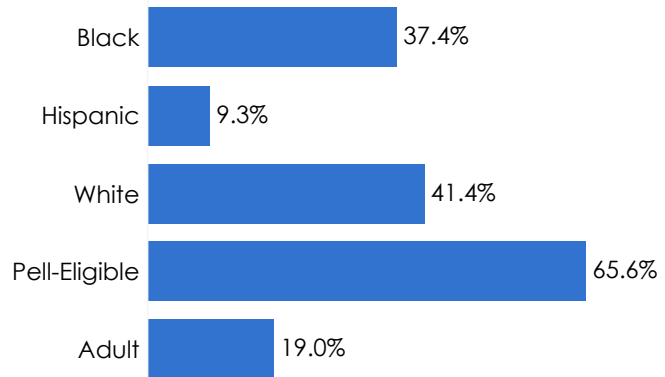


University of Memphis



Total Undergraduate Headcount: 16,841



Top 3 Counties Enrolled

Shelby	1,503
Tipton	53
Fayette	49

Key Takeaways

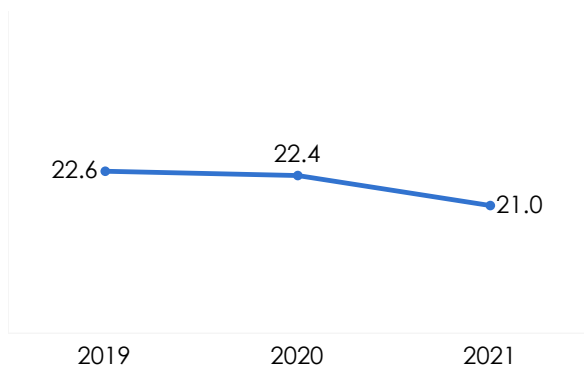
- 1** In Fall 2022, the University of Memphis enrolled the third highest number of students across all Tennessee public postsecondary institutions (16,841).
- 2** The University of Memphis had the second highest first-to-second-year retention rate of Hispanic students in the entering cohort of 2021 across all Tennessee public postsecondary institutions (81.3 percent).
- 3** The University of Memphis had the greatest decline in the first-to-second-year retention rate of Black students of any Tennessee public four-year institution (11.9 points).
- 4** The University of Memphis had the third highest median annual wage one year post-graduation for students in the class of 2021 across all Tennessee public four-year institutions (\$44,320).




Preparation Measures

Average ACT Of Entering Students

All Students Performance Over Time



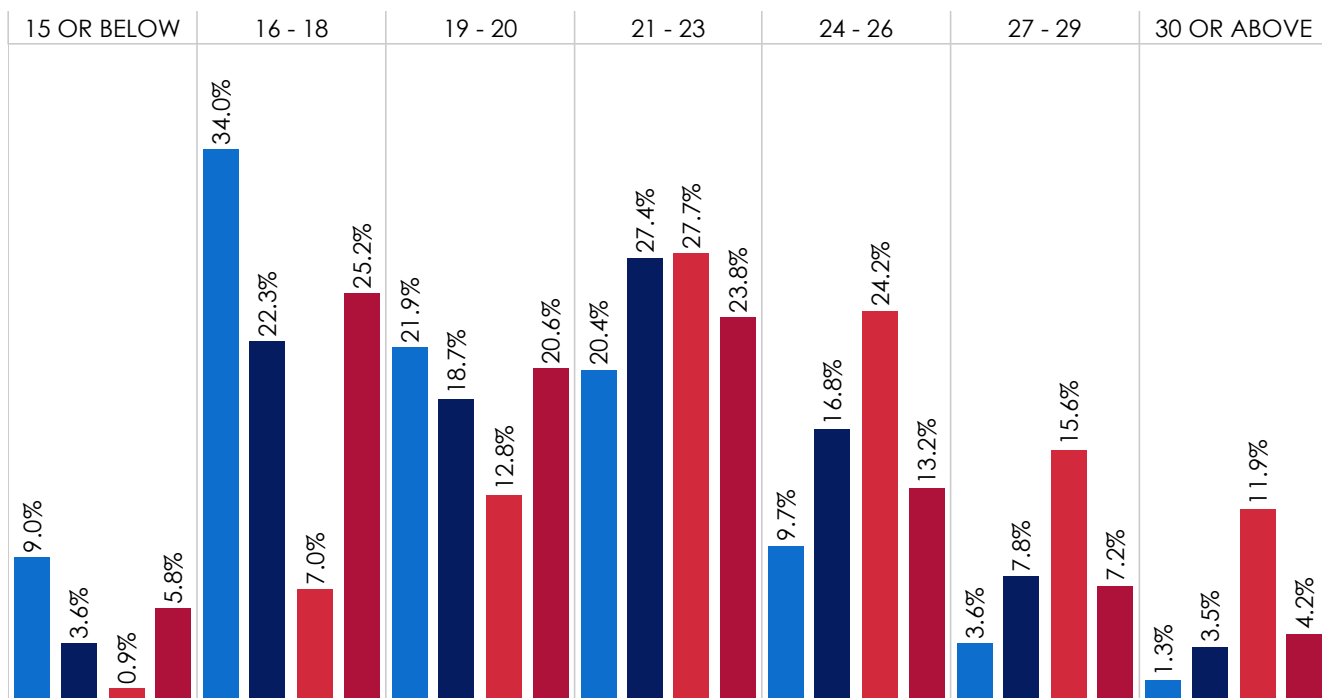
2021 Performance By Student Group



ACT Score Distribution Of Entering Students

By Student Group

■ Black
 ■ Hispanic
 ■ White
 ■ Pell-Eligible

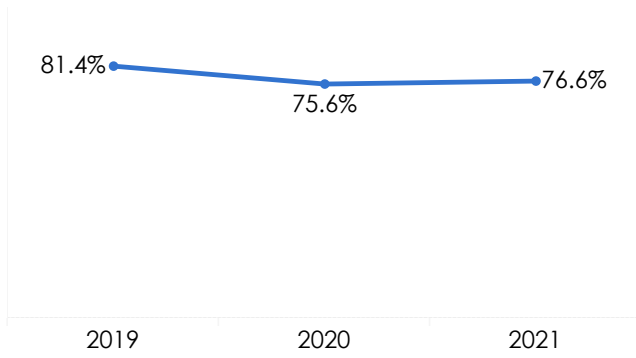




Persistence Measures

First-To-Second Year Retention Rate

All Students Performance Over Time

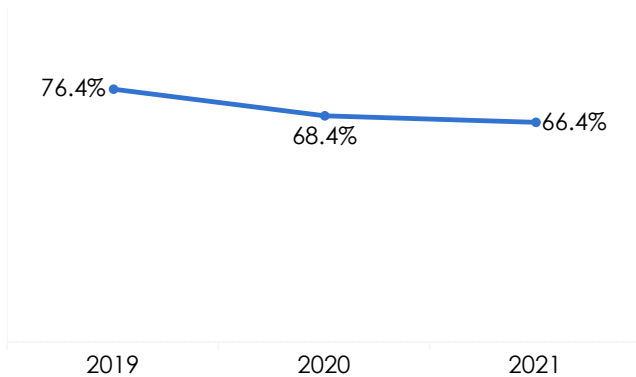


2021 Performance By Student Group

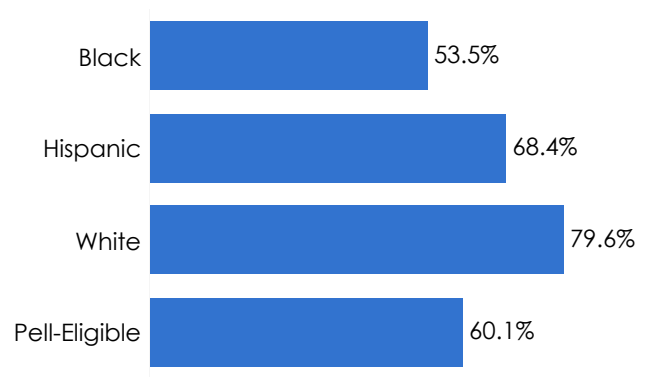


Rate Of Students Earning At Least 24 Credits In Year One

All Students Performance Over Time



2021 Performance By Student Group



Top Transfers From Community Colleges

Total Transfers: 399

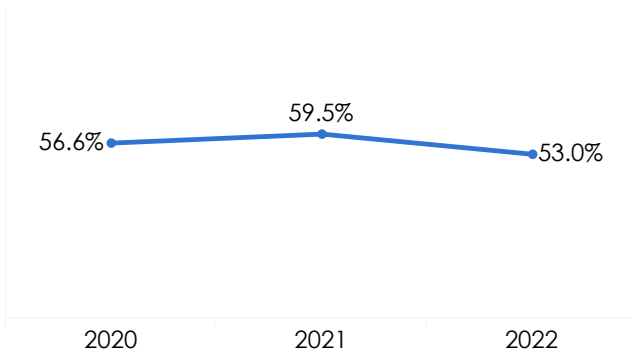
Southwest	69.2%
Jackson State	18.0%
Dyersburg State	8.3%



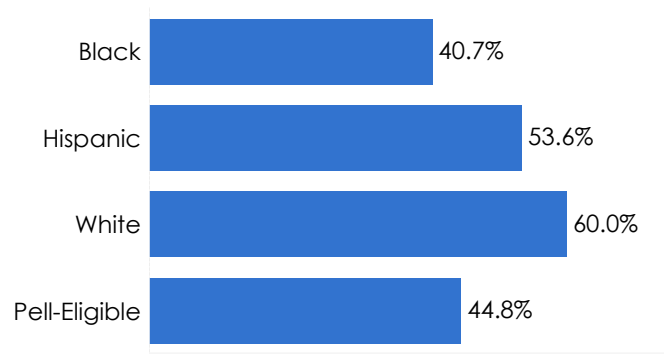
Success Measures

Six-Year Completion Rate

All Students Performance Over Time

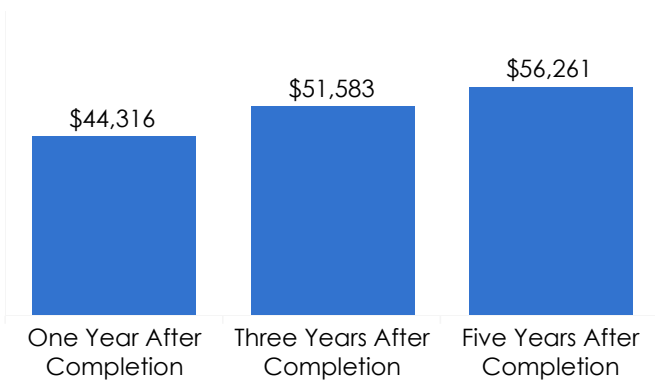


2022 Performance By Student Group



Annual Wage One, Three, and Five Years After Completion

All Students Performance Over Time



Student Groups Five Years After Completion

