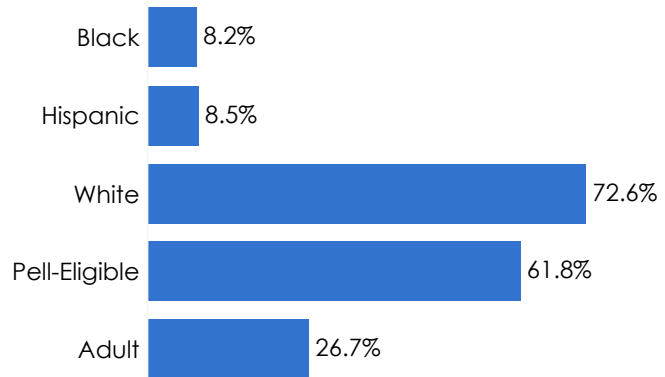


Volunteer State Community College



Total Undergraduate Headcount: 7,034



Top 3 Counties Enrolled

Sumner	635
Robertson	171
Davidson	143

Key Takeaways

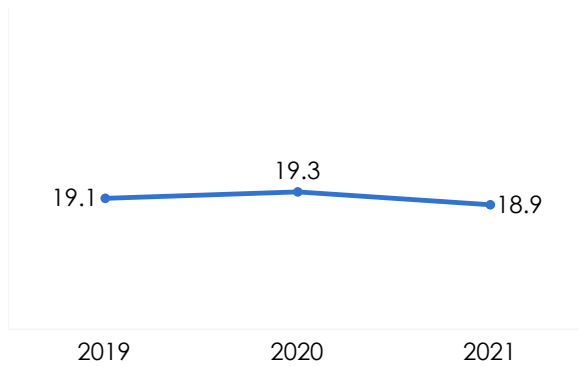
- 1** In Fall 2022, Volunteer State Community College enrolled the third highest number of students across all Tennessee public community colleges (7,034).
- 2** Volunteer State Community College had the lowest rate of 24 credits accumulated in the first year for Hispanic students in the entering cohort of 2021 of any Tennessee public community college (26.2 percent).
- 3** Volunteer State Community College had the highest growth in the three-year graduation rate of Hispanic students of any Tennessee public community college (13.1 points).
- 4** Volunteer State Community College had the third highest median annual wage five years post-graduation for Black students in the class of 2017 across all Tennessee public community colleges (\$48,630).



Preparation Measures

Average ACT Of Entering Students

All Students Performance Over Time



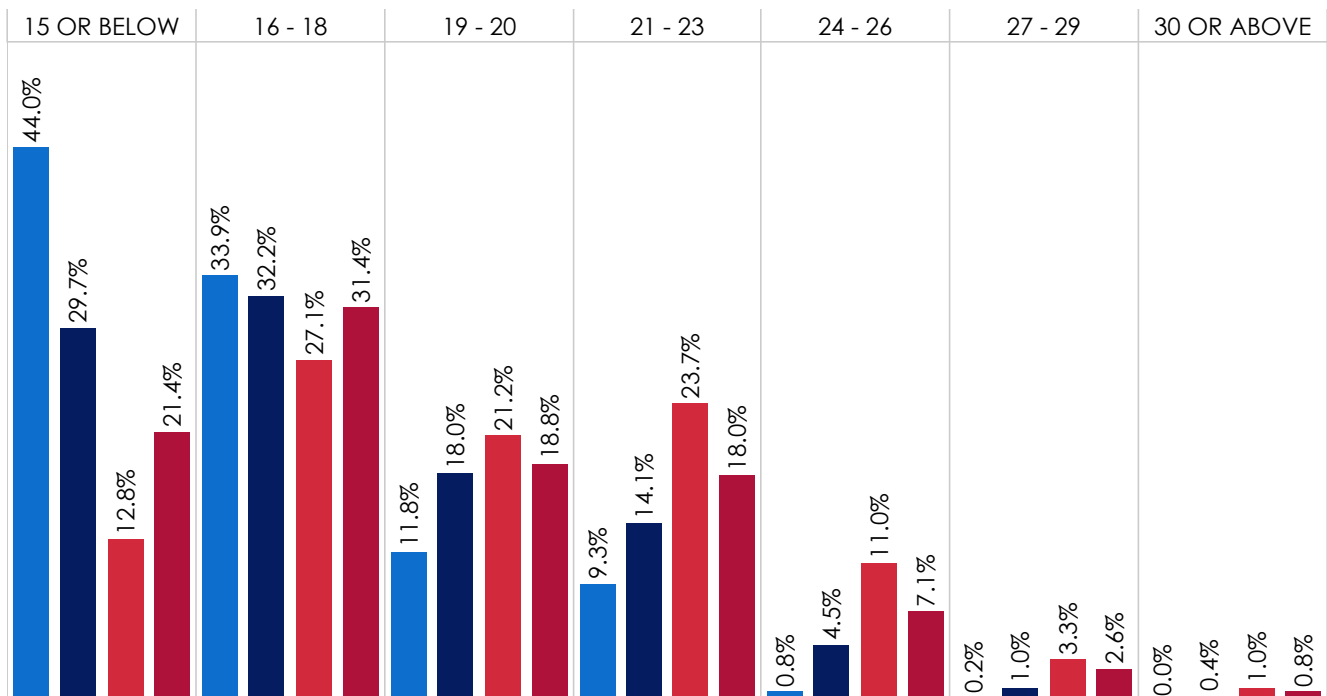
2021 Performance By Student Group



ACT Score Distribution Of Entering Students

By Student Group

Black Hispanic White Pell-Eligible

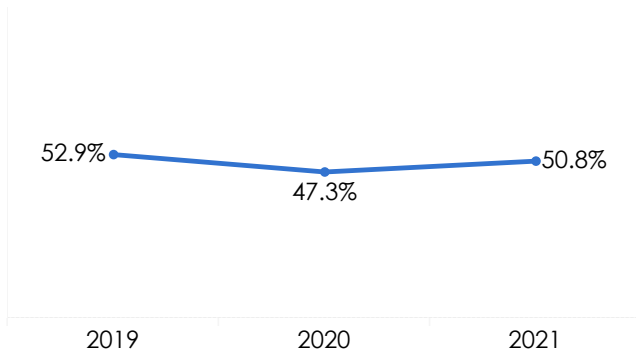




Persistence Measures

First-To-Second Year Retention Rate

All Students Performance Over Time

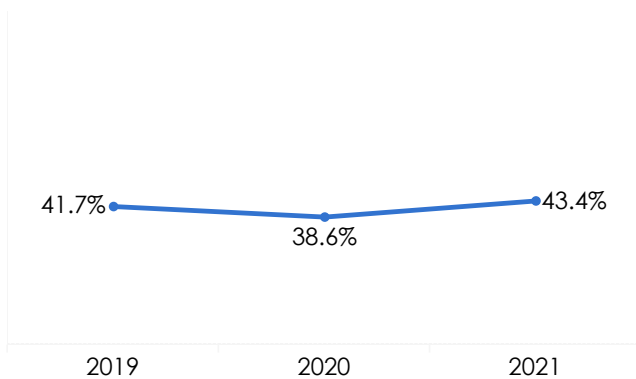


2021 Performance By Student Group

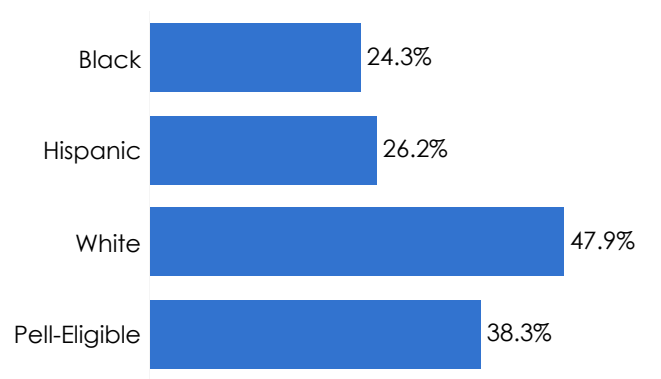


Rate Of Students Earning At Least 24 Credits In Year One

All Students Performance Over Time



2021 Performance By Student Group



Top Transfers To Four-Year Institutions

Total Transfers: 314

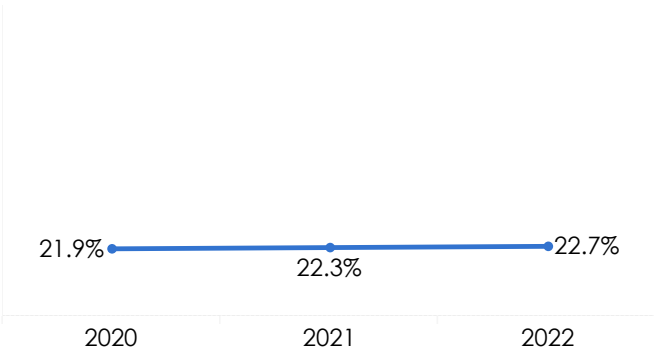
Tennessee Technological University	34.4%
Middle Tennessee State University	28.0%
Austin Peay State University	10.8%



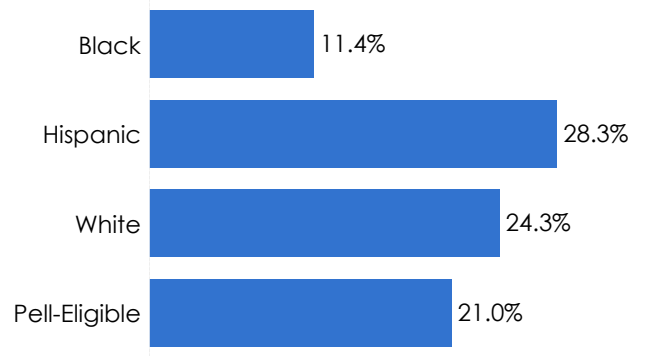
Success Measures

Three-Year Completion Rate

All Students Performance Over Time

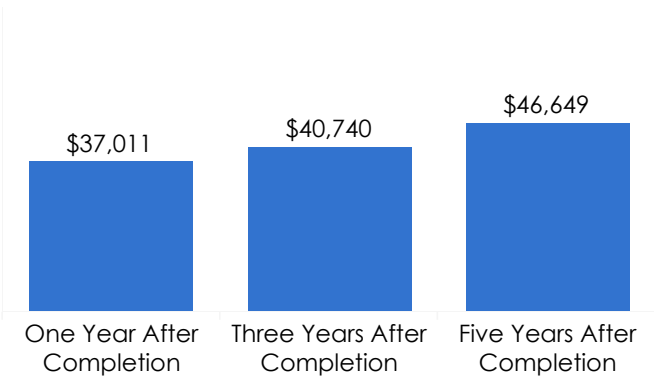


2022 Performance By Student Groups



Annual Wage One, Three, and Five Years After Completion

All Students Performance Over Time



Student Groups Five Years After Completion

