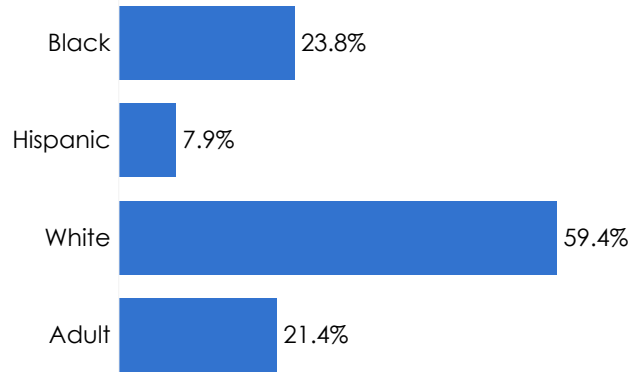


# TCAT Northwest



**Total Undergraduate Headcount: 2,084**



## Top 3 Counties Enrolled

Dyer	771
Weakley	479
Obion	458

## Key Takeaways

1

TCAT Northwest's growth in job placement rate from 2019-20 to 2021-22 was above average for Tennessee Colleges of Applied Technology (7.2 points).

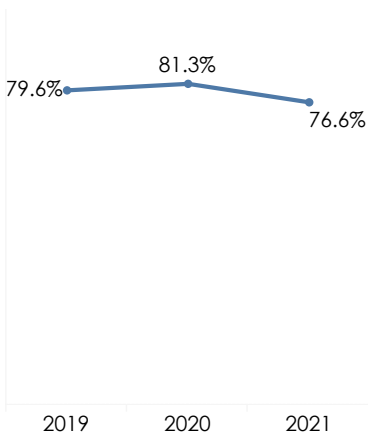
2

TCAT Northwest had the third greatest decline in completion rate from 2019-20 to 2021-22 across all Tennessee Colleges of Applied Technology (3.0 points).

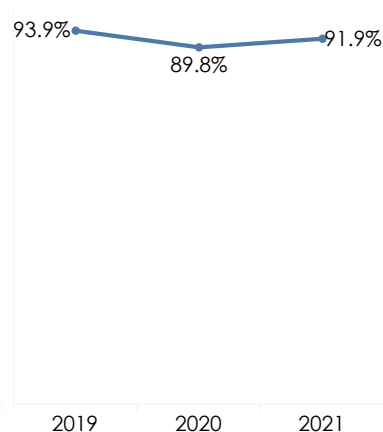


## Success Measures

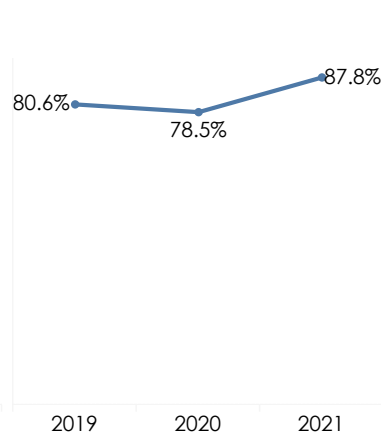
### Completion Rate



### Licensure Exam Pass Rate

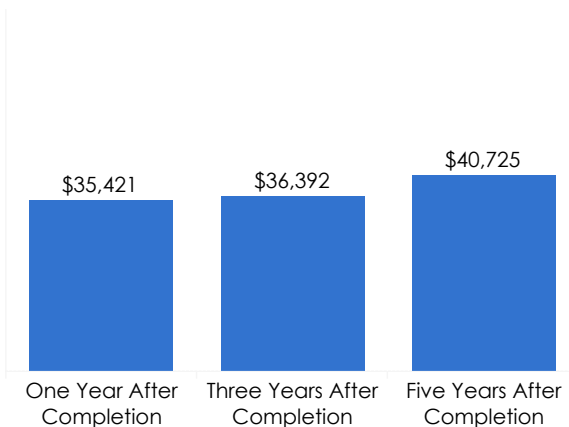


### Job Placement Rate

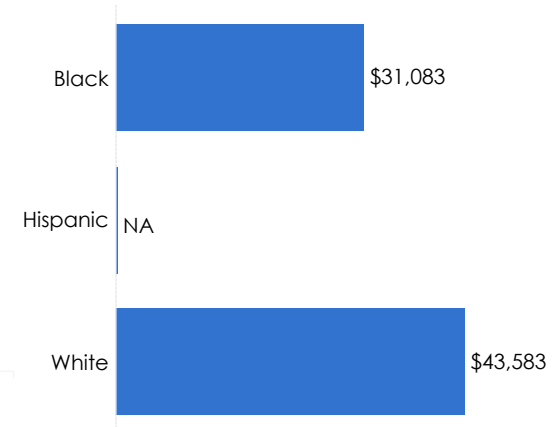


## Annual Wage One, Three, and Five Years After Completion

### All Students Performance Over Time



### Student Groups Five Years After Completion



\*TCAT Northwest enrollment, completion, job placement, and licensure exam pass rate measures are combined statistics from TCAT Covington, TCAT Newbern, and TCAT Ripley

\*\*TCAT Northwest salary numbers are from TCAT Newbern graduates prior to the merger of TCAT Covington, TCAT Newbern, and TCAT Ripley